



Dianna Spieker, CIO, CCT  
Tom Green County Treasurer

FY 12 Monthly Report  
November 2011

THE STATE OF TEXAS ()  
COUNTY OF TOM GREEN ()  
AFFIDAVIT ()

The Treasurers' Monthly Report includes, but not limited to, money received and disbursed; debts due to (if known) and owed by the county; and all other proceedings in the treasurer's office that pertain to the Financial Standing of Tom Green County. {LGC 114.026(a)(b)}

The Treasurer's Books and the Auditor's General Ledger agree. The Bank Statements have been reconciled; any adjustments have been noted.

Special reports itemizing contributions; monthly yield; and portfolio holdings pertaining to the "Beacon of the Future" fund are included. These reports are typically one month behind the counties reporting period. For county purposes, all contributions are hereby accepted {LGC 81.032 }

The affidavit must state the amount of the cash and other assets that are in the custody of the county treasurer at the time of the examination. {LGC 114.026(d)}  
**\$14,863,306.95 Month Ending Balance**

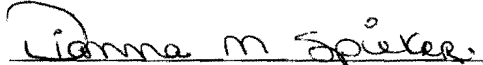
*As a matter of internal accounting procedure, any interest earned that is posted by financial institutions to our accounts on the last business day of the month is not included in the combined statement of receipts and disbursements until the following month. The total amount of deposits in custody as of the date of this report is the amount of deposits per the combined statement of receipts and disbursements plus the interest earned amount on page 5 of this same report.*

The Treasurers' Monthly Report has been submitted and the Bank Reconciliation are pending review by Auditor. {LGC 114.026(b)}

All investments are in compliance with both the Public Funds Investment Act and the Tom Green County Investment Policy. The investment strategy is passive, which maintains a liquid cash flow and safety of the investment as priorities. As your Treasurer I keep a watchful eye to ensure that the "return of our principal" takes precedent over the "return on our principal". {GC 2256.023}

Therefore, Dianna Spieker, County Treasurer of Tom Green County, Texas, who being fully sworn, upon oath says that the within and foregoing report is true and correct to the best of her knowledge.

Filed with accompanying vouchers this 20th day of December, 2011.

  
Dianna Spieker, Treasurer, Tom Green County / Date 12-20-11


Commissioners' Court having reviewed the Treasurer's Report as presented, having taken reasonable steps to ensure its accuracy and based upon presentations of the Treasurer's Office approve the report, subject to the independent auditor's review and request that it be filed with the official minutes of this meeting. {LGC 114.026(c)}


In addition, the below signatures affirm that the Treasurers' Report complies with statutes as referenced. {LGC 114.026(d)}

  
Mike Brown, County Judge / Date

  
Ralph Hoelscher, Comm. Pct. #1 / Date

  
Aubrey DeCordova, Comm. Pct. #2 / Date

  
Steve Floyd, Comm. Pct. #3 / Date

  
Yantis Green, Comm. Pct. #4 / Date

# *Treasurer's Monthly Report*

*Prepared by Dianna Spieker, Tom Green County Treasurer*

## **Section 1- Cash Flow**

Summary of Funds	Page <u>1</u>
Funds by Category Ending Balances for Previous Month	Page <u>6</u>
Funds by Category Ending Balances for Current Month	Page <u>8</u>
Increase or Decrease by Fund Summary	Page <u>10</u>
Wells Fargo Bank Collateral Funds the Bank has pledged on behalf of Tom Green County, per the Bank Depository Bid.	Page <u>12</u>
Bond Indebtedness	Page <u>14</u>
Interest & Bank Service Charge	Page <u>17</u>

## **Section 2 – Investments Daily and Long Term**

Per the Public Funds Investment Act and the Tom Green County Investment Policies, the Investments Report is required on a Quarterly Basis. However, in an effort to keep the Commissioners' Court informed available information is provided on a Monthly basis.

*All investments are in compliance with both the Public Funds Investment Act and the Tom Green County Investment Policy. The investment strategy is passive, which maintains a liquid cash flow and safety of the investment as priorities. As your Treasurer I keep a watchful eye to ensure that the "return of our principal" takes precedent over the "return on our principal". {GC 2256.023}*

Daily Liquidity Pools - Funds can be deposited and withdrawn on a daily basis  
Investments -Funds are not immediately available – must wait until maturity or sell the item to access the funds

---

Texas Class (Pool)	Page <u>18</u>
Texpool and Texpool Prime (Pool)	Page <u>23</u>
Certificates of Deposit (Investment)	Page <u>Bail Bond only</u>
Security Report (Investment)	Page <u>N/A</u>
Trollinger Investments (Investment)	Page <u>29</u>

## Summary of Monies Held by Treasurer Spieker

#	FUND	Previous Month	Current Month	Difference
		TOTAL	TOTAL	
001	GENERAL	\$7,654,417.40	\$6,811,967.22	(\$842,450.18)
005	R&B #1&3	\$233,333.37	\$202,576.70	(\$30,756.67)
006	R&B #2&4	\$354,072.86	\$351,462.74	(\$2,610.12)
009	CAFE	\$13,871.72	\$18,088.35	\$4,216.63
010	CO. LAW LIBR.	\$12,728.81	\$3,418.88	(\$9,309.93)
011	ZP-CAFÉ	\$2,500.00	\$2,500.00	\$0.00
012	JCTF	\$71,924.02	\$73,123.24	\$1,199.22
013	DC TECH	\$10,372.96	\$10,961.26	\$588.30
015	LIBR DONATE	\$332,757.62	\$331,030.38	(\$1,727.24)
016	RECORDS MGT-DC	\$16,119.43	\$16,639.60	\$520.17
017	DC/RM	\$96,099.13	\$97,967.08	\$1,867.95
018	CRTHSE SEC	\$57,572.21	\$61,235.31	\$3,663.10
019	CC/RM	\$248,460.25	\$248,030.43	(\$429.82)
020	LIBR MISC	\$124,880.61	\$118,172.39	(\$6,708.22)
021	CIP DONATE	\$4,715.95	\$5,604.31	\$888.36
022	BATES	\$80,718.57	\$80,718.57	\$0.00
023	DIST/COUNTY TECH	\$5,627.57	\$6,003.29	\$375.72
026	SPEC REV TRIALS	\$189,910.00	\$189,910.00	\$0.00
027	TCDP	\$0.00	\$0.00	\$0.00
030	CC PRESERV	\$141,438.17	\$146,023.93	\$4,585.76
031	CC	\$19,843.68	\$20,283.68	\$440.00
032	CC ARCHIVE	\$231,426.09	\$233,037.33	\$1,611.24
035	Child Abuse	\$1,361.12	\$1,427.76	\$66.64
036	Third Crt of Appeals	\$744.87	\$614.73	(\$130.14)
037	Justice Security	\$32,384.04	\$32,526.86	\$142.82
038	WASTEWATER	\$1,900.00	\$1,990.00	\$90.00
041	CA-Pretrial	\$146,770.93	\$149,071.22	\$2,300.29

## Summary of Monies Held by Treasurer Spieker

#	FUND	Previous Month	Current Month	Difference
		TOTAL	TOTAL	
043	DA-Pretrial	\$14,747.63	\$12,828.58	(\$1,919.05)
045	County Attorney Hot Check	\$56,689.27	\$57,996.80	\$1,307.53
047	JURY DONATE	\$0.00	\$0.00	\$0.00
048	ELECT CNTRCT	\$165,486.51	\$105,335.85	(\$60,150.66)
049	JE/CO JUDGE	\$6,012.52	\$6,122.52	\$110.00
050	51ST D.A. ST	\$1,993.97	\$1,918.97	(\$75.00)
051	LATERAL RDS	\$43,158.96	\$43,158.96	\$0.00
052	51ST D.A.	\$67,925.12	\$66,419.78	(\$1,505.34)
055	119TH DA ST	\$8,146.47	\$7,341.16	(\$805.31)
056	STATE FEES-CIVIL	\$22,570.89	\$48,708.75	\$26,137.86
057	119TH DA DPS	\$98.49	\$98.49	\$0.00
058	119TH DA SPEC	\$39,175.47	\$38,063.53	(\$1,111.94)
062	AIC/CHAP PROGRAM	(\$14,449.34)	\$36,656.84	\$51,106.18
063	TAIP/CSC GRNT	\$38,452.21	\$16,357.01	(\$22,095.20)
064	D.T.P.	\$10,491.82	\$155.56	(\$10,336.26)
065	CSCD	\$239,179.35	\$126,173.76	(\$113,005.59)
066	CRTC	\$535,667.97	\$155,495.94	(\$380,172.03)
067	CCP	\$18,425.64	\$2,417.91	(\$16,007.73)
068	Diversion Program	\$17,830.69	(\$1,261.90)	(\$19,092.59)
069	SUB. ABUSE	\$2,564.60	\$144.89	(\$2,419.71)
071	ST & MPL FEES	\$21,154.29	\$21,724.09	\$569.80
072	CCC	\$60,596.31	\$123,917.30	\$63,320.99
073	GRAFFITI	\$500.81	\$500.81	\$0.00
074	YFZ COURT	\$1,263.08	\$1,263.08	\$0.00
075	V.C.S.O.	\$9,574.18	\$10,322.18	\$748.00
077	Unclaimed Property	\$21,573.63	\$21,698.63	\$125.00
078	Bail Bond Board	\$400,000.00	\$400,000.00	\$0.00
082	JUDICIAL-Dist/JP	\$33,179.17	\$33,079.17	(\$100.00)

## Summary of Monies Held by Treasurer Spieker

#	FUND	Previous Month	Current Month	Difference
		TOTAL	TOTAL	
083	JUDICIAL-CCL's	\$4,830.57	\$4,830.57	\$0.00
085	SUBDIVISION 1/3	\$0.00	\$0.00	\$0.00
086	SUBDIVISION 2/4	\$16,766.57	\$16,766.57	\$0.00
087	09 TAN IS	\$15,256.02	\$27,841.59	\$12,585.57
088	09 TAN Construction	\$2,132,339.88	\$1,936,935.81	(\$195,404.07)
091	2008 GNOB IS	\$222,296.33	\$358,853.04	\$136,556.71
092	07 TAN	\$44,842.82	\$44,842.82	\$0.00
093	Tan 07 IS	\$9,804.11	\$15,910.79	\$6,106.68
094	EFTPS	\$0.00	\$0.00	\$0.00
095	PAYROLL	\$8,569.96	\$9,074.50	\$504.54
096	C@L EXCESS	\$9,562.14	\$9,812.14	\$250.00
097	LEOSE/Sheriff	\$1,924.68	\$1,924.68	\$0.00
098	CRSFF	\$177.76	\$302.28	\$124.52
100	CA LEOSE	\$317.78	\$429.78	\$112.00
102	Const 1 LEOSE	\$1,301.65	\$1,301.65	\$0.00
103	Const 2 LEOSE	\$4,729.82	\$4,729.82	\$0.00
104	Const 3 LEOSE	\$2,941.16	\$2,941.16	\$0.00
105	Const 4 LEOSE	\$3,951.96	\$3,951.96	\$0.00
107	Aftercare	\$4,868.61	\$237.30	(\$4,631.31)
108	Caseload	\$8,817.73	\$1,865.87	(\$6,951.86)
109	TCOMI	\$3,867.33	\$238.61	(\$3,628.72)
110	JDPF	\$37,445.18	\$37,673.46	\$228.28
111	CJ EXCESS	\$6,239.17	\$5,993.17	(\$246.00)
113	CERT	\$168.44	\$168.44	\$0.00
114	Child Safety	\$27,498.28	\$28,527.95	\$1,029.67
115	TCOOMMI	\$0.00	\$0.00	\$0.00
116	CRTC-Female	\$985,376.35	\$175,022.19	(\$810,354.16)
201	Loanstar Libr	\$17.50	\$17.50	\$0.00

## Summary of Monies Held by Treasurer Spieker

#	FUND	Previous Month	Current Month	Difference
		TOTAL	TOTAL	
202	Trollinger Fund/204	\$31,561.61	\$30,984.77	(\$576.84)
301	Landscape	\$17.42	\$17.42	\$0.00
401	Sheriff	\$12,379.53	\$12,381.57	\$2.04
500	State Aid/Regional	\$1,408.91	\$21,989.05	\$20,580.14
503	Com Cor/Reg	\$57,798.87	\$57,109.51	(\$689.36)
504	IV-E Prog Reg	\$134,682.77	\$134,682.77	\$0.00
508	PSJPO/REG/123	\$11,305.00	\$11,305.00	\$0.00
509	PY INT/Reg	\$10,767.67	\$10,767.67	\$0.00
514	GRANT C REG	\$2,214.00	\$1,878.00	(\$336.00)
582	TYC	\$115,653.11	\$115,653.11	\$0.00
583	IV-E Program	\$1,040,685.57	\$1,039,175.17	(\$1,510.40)
584	Post Adj	\$101.54	\$101.54	\$0.00
586	State Aid	\$134,632.18	\$146,849.89	\$12,217.71
594	GRANT C CCDP	\$10,506.00	\$14,008.00	\$3,502.00
595	GRANT M	\$7,985.00	\$9,495.90	\$1,510.90
599	PY INTEREST	\$45,975.43	\$45,389.50	(\$585.93)
600	Mandated	\$32,840.25	\$56,041.16	\$23,200.91
613	DA Grants	(\$3,168.83)	(\$3,207.30)	(\$38.47)
625	CA Grants	(\$6,545.18)	(\$3,264.21)	\$3,280.97
650	Constable Grants	(\$2,092.00)	(\$14,790.47)	(\$12,698.47)
654	Sheriff Grants	\$18,923.11	\$15,057.92	(\$3,865.19)
665	CSCD Grants	\$0.00	\$0.00	\$0.00
680	Beacon for Future	\$29,745.78	\$27,779.55	(\$1,966.23)
699	Misc Block Grants	(\$73,977.45)	(\$107,316.14)	(\$33,338.69)
TOTAL		\$17,075,273.18	\$14,863,306.95	(\$2,211,966.23)

## Summary of Monies Held by Treasurer Spieker

<u>#</u>	<u>FUND</u>	Previous Month <u>TOTAL</u>	Current Month <u>TOTAL</u>	<u>Difference</u>
	Oper Plus Investments	12,154,492.76		
	Bond Plus Investments	402,605.42		
	Café	18,088.35		
	ZP	2,500.00		
	Fort	116,963.37		
	JUV	1,646,078.57		
	CSCD	513,503.98		
	Payl	9,074.50		
	Grant	0.00		
	Wire	0.00		
		14,863,306.95	0.00	0.00

# Detailed by Type Monies Held by Treasurer Spieker

## Previous Month Ending Balance October 2011

#	FUND	Wells Fargo	Texas Class	CD's	Texpool	Texprime	TOTAL
001	GENERAL	\$200,134.94	\$3,453,436.18		\$2,000,356.86	\$2,000,489.42	\$7,654,417.40
005	R&B #1&3	\$33,280.67	\$200,052.70				\$233,333.37
006	R&B #2&4	\$53,993.24	\$300,079.62				\$354,072.86
009	CAFE	\$13,871.72					\$13,871.72
010	CO. LAW LIBR.	\$3,723.32	\$9,005.49				\$12,728.81
011	ZP-CAFÉ	\$2,500.00					\$2,500.00
012	JCTF	\$2,825.64	\$69,098.38				\$71,924.02
013	DC TECH	\$1,273.09	\$9,099.87				\$10,372.96
015	LIBR DONATE	\$332,757.62					\$332,757.62
016	RECORDS MGT-DC	\$1,050.25	\$15,069.18				\$16,119.43
017	DC/RM	\$2,081.77	\$94,017.36				\$96,099.13
018	CRTHSE SEC	\$3,522.97	\$54,049.24				\$57,572.21
019	CC/RM	\$412.03	\$248,048.22				\$248,460.25
020	LIBR MISC	\$4,825.12	\$120,055.49				\$124,880.61
021	CIP DONATE	\$4,715.95					\$4,715.95
022	BATES	\$80,718.57					\$80,718.57
023	DIST/COUNTY TECH	\$5,627.57					\$5,627.57
026	SPEC REV TRIALS	\$189,910.00					\$189,910.00
027	TCDP	\$0.00					\$0.00
030	CC PRESERV	\$5,361.10	\$136,077.07				\$141,438.17
031	CC	\$796.00	\$19,047.68				\$19,843.68
032	CC ARCHIVE	\$399.69	\$231,026.40				\$231,426.09
035	Child Abuse	\$1,361.12					\$1,361.12
036	Third Crt of Appeals	\$744.87					\$744.87
037	Justice Security	\$1,309.81	\$31,074.23				\$32,384.04
038	WASTEWATER	\$1,880.00	\$20.00				\$1,900.00
041	CA-Pretrial	\$46,742.94	\$100,027.99				\$146,770.93
043	DA-Pretrial	\$14,747.63					\$14,747.63
045	CO ATTY	\$56,593.42	\$95.85				\$56,689.27
047	JURY DONATE	\$0.00					\$0.00
048	ELECT CNTRCT	\$165,486.51					\$165,486.51
049	JE/CO JUDGE	\$6,012.52					\$6,012.52
050	51ST D.A. ST	\$1,993.97					\$1,993.97
051	LATERAL RDS	\$43,158.96					\$43,158.96
052	51ST D.A.	\$67,925.12					\$67,925.12
055	119TH DA ST	\$8,146.47					\$8,146.47
056	STATE FEES-CIVIL	\$11,990.89	\$10,580.00				\$22,570.89
057	119TH DA DPS	\$98.49					\$98.49
058	119TH DA SPEC	\$39,175.47					\$39,175.47
062	AIC/CHAP PROGRAM	(\$14,449.34)					(\$14,449.34)
063	TAIP/CSC GRNT	\$38,452.21					\$38,452.21
064	D.T.P.	\$10,491.82					\$10,491.82
065	CSCD	\$239,179.35					\$239,179.35
066	CRTC	\$535,667.97					\$535,667.97
067	CCP	\$18,425.64					\$18,425.64
068	Diversion Program	\$17,830.69					\$17,830.69
069	SUB. ABUSE	\$2,564.60					\$2,564.60
071	ST & MPL FEES	\$21,154.29					\$21,154.29
072	CCC	\$50,510.22	\$10,086.09				\$60,596.31
073	GRAFFITI	\$500.81					\$500.81
074	YFZ COURT	\$1,263.08					\$1,263.08
075	V.C.S.O.	\$9,574.18					\$9,574.18
077	Unclaimed Property	\$1,556.00	\$20,017.63				\$21,573.63
078	Bail Bond Board	\$50,000.00		\$350,000.00			\$400,000.00
082	JUDICIAL-Dist/JP	\$33,179.17					\$33,179.17
083	JUDICIAL-CCL's	\$4,830.57					\$4,830.57
085	SUBDIVISION 1/3	\$0.00					\$0.00
086	SUBDIVISION 2/4	\$16,766.57					\$16,766.57
087	09 TAN IS	\$15,256.02					\$15,256.02
088	09 TAN Construction	\$2,132,339.88					\$2,132,339.88
091	2008 GNOB IS	\$222,296.33					\$222,296.33
092	07 TAN	\$44,842.82					\$44,842.82
093	Tan 07 IS	\$9,804.11					\$9,804.11
094	EFTPS	\$0.00					\$0.00

# Detailed by Type Monies Held by Treasurer Spieker

## Previous Month Ending Balance October 2011

#	FUND	Wells Fargo	Texas Class	CD's	Texpool	Texprime	TOTAL
095	PAYROLL	\$8,569.96					\$8,569.96
096	C@L EXCESS	\$9,562.14					\$9,562.14
097	LEOSE/Sheriff	\$1,924.68					\$1,924.68
098	CRSFF	\$177.76					\$177.76
100	CA LEOSE	\$317.78					\$317.78
102	Const 1 LEOSE	\$1,301.65					\$1,301.65
103	Const 2 LEOSE	\$4,729.82					\$4,729.82
104	Const 3 LEOSE	\$2,941.16					\$2,941.16
105	Const 4 LEOSE	\$3,951.96					\$3,951.96
107	Aftercare	\$4,868.61					\$4,868.61
108	Caseload	\$8,817.73					\$8,817.73
109	TCOMI	\$3,867.33					\$3,867.33
110	JDPF	\$37,445.18					\$37,445.18
111	CJ EXCESS	\$6,239.17					\$6,239.17
113	CERT	\$168.44					\$168.44
114	Child Safety	\$27,498.28					\$27,498.28
115	TCOOMMI	\$0.00					\$0.00
116	CRTC-Female	\$985,376.35					\$985,376.35
201	Loanstar Libr	\$17.50					\$17.50
202	Trollinger Fund/204	\$31,561.61					\$31,561.61
301	Landscape	\$17.42					\$17.42
401	Sheriff	\$12,379.53					\$12,379.53
500	State Aid/Regional	\$1,408.91					\$1,408.91
503	Com Cor/Reg	\$57,798.87					\$57,798.87
504	IV-E Prog Reg	\$134,682.77					\$134,682.77
508	PSJPO/REG/123	\$11,305.00					\$11,305.00
509	PY INT/Reg	\$10,767.67					\$10,767.67
510	GRANT H REG	\$0.00					\$0.00
514	GRANT C REG	\$2,214.00					\$2,214.00
582	TYC	\$115,653.11					\$115,653.11
583	IV-E Program	\$1,040,685.57					\$1,040,685.57
584	Post Adj	\$101.54					\$101.54
586	State Aid	\$134,632.18					\$134,632.18
594	GRANT C CCDP	\$10,506.00					\$10,506.00
595	GRANT M	\$7,985.00					\$7,985.00
599	PY INTEREST	\$45,975.43					\$45,975.43
600	Mandated	\$32,840.25					\$32,840.25
613	DA Grants	(\$3,168.83)					(\$3,168.83)
625	CA Grants	(\$6,545.18)					(\$6,545.18)
650	Constable Grants	(\$2,092.00)					(\$2,092.00)
654	Sheriff Grants	\$18,923.11					\$18,923.11
665	CSCD Grants	\$0.00					\$0.00
680	Beacon for Future	\$29,745.78					\$29,745.78
699	Misc Block Grants	(\$73,977.45)					(\$73,977.45)
<b>TOTAL</b>		<b>\$7,594,362.23</b>	<b>\$5,130,064.67</b>	<b>\$350,000.00</b>	<b>\$2,000,356.86</b>	<b>\$2,000,489.42</b>	<b>\$17,075,273.18</b>
							<b>\$17,075,273.18</b>

# Detailed by Type Monies Held by Treasurer Spieker

## Current Month Ending Balance November 2011

#	FUND	Wells Fargo	Texas Class	CD's	Texpool	Texprime	TOTAL
001	GENERAL	\$26,836.29	\$2,783,966.14		\$2,000,499.39	\$2,000,665.40	\$6,811,967.22
005	R&B #1&3	\$8,524.00	\$194,052.70				\$202,576.70
006	R&B #2&4	\$13,383.12	\$338,079.62				\$351,462.74
009	CAFE	\$18,088.35					\$18,088.35
010	CO. LAW LIBR.	\$1,013.39	\$2,405.49				\$3,418.88
011	ZP-CAFÉ	\$2,500.00					\$2,500.00
012	JCTF	\$4,024.86	\$69,098.38				\$73,123.24
013	DC TECH	\$1,861.39	\$9,099.87				\$10,961.26
015	LIBR DONATE	\$331,030.38					\$331,030.38
016	RECORDS MGT-DC	\$1,570.42	\$15,069.18				\$16,639.60
017	DC/RM	\$1,949.72	\$96,017.36				\$97,967.08
018	CRTHSE SEC	\$3,186.07	\$58,049.24				\$61,235.31
019	CC/RM	\$382.21	\$247,648.22				\$248,030.43
020	LIBR MISC	\$2,916.90	\$115,255.49				\$118,172.39
021	CIP DONATE	\$5,604.31					\$5,604.31
022	BATES	\$80,718.57					\$80,718.57
023	DIST/COUNTY TECH	\$6,003.29					\$6,003.29
026	SPEC REV TRIALS	\$189,910.00					\$189,910.00
027	TCDP	\$0.00					\$0.00
030	CC PRESERV	\$3,946.86	\$142,077.07				\$146,023.93
031	CC	\$1,236.00	\$19,047.68				\$20,283.68
032	CC ARCHIVE	\$2,010.93	\$231,026.40				\$233,037.33
035	Child Abuse	\$1,427.76					\$1,427.76
036	Third Crt of Appeals	\$614.73					\$614.73
037	Justice Security	\$1,452.63	\$31,074.23				\$32,526.86
038	WASTEWATER	\$1,970.00	\$20.00				\$1,990.00
041	CA-Pretrial	\$4,043.23	\$145,027.99				\$149,071.22
043	DA-Pretrial	\$12,828.58					\$12,828.58
045	CO ATTY	\$2,900.95	\$55,095.85				\$57,996.80
047	JURY DONATE	\$0.00					\$0.00
048	ELECT CNTRCT	\$105,335.85					\$105,335.85
049	JE/CO JUDGE	\$6,122.52					\$6,122.52
050	51ST D.A. ST	\$1,918.97					\$1,918.97
051	LATERAL RDS	\$43,158.96					\$43,158.96
052	51ST D.A.	\$66,419.78					\$66,419.78
055	119TH DA ST	\$7,341.16					\$7,341.16
056	STATE FEES-CIVIL	\$6,928.75	\$41,780.00				\$48,708.75
057	119TH DA DPS	\$98.49					\$98.49
058	119TH DA SPEC	\$38,063.53					\$38,063.53
062	AIC/CHAP PROGRAM	\$36,656.84					\$36,656.84
063	TAIP/CSC GRNT	\$16,357.01					\$16,357.01
064	D.T.P.	\$155.56					\$155.56
065	CSCD	\$126,173.76					\$126,173.76
066	CRTC	\$155,495.94					\$155,495.94
067	CCP	\$2,417.91					\$2,417.91
068	Diversion Program	(\$1,261.90)					(\$1,261.90)
069	SUB. ABUSE	\$144.89					\$144.89
071	ST & MPL FEES	\$21,724.09					\$21,724.09
072	CCC	\$39,631.21	\$84,286.09				\$123,917.30
073	GRAFFITI	\$500.81					\$500.81
074	YFZ COURT	\$1,263.08					\$1,263.08
075	V.C.S.O.	\$10,322.18					\$10,322.18
077	Unclaimed Property	\$1,681.00	\$20,017.63				\$21,698.63
078	Bail Bond Board	\$50,000.00		\$350,000.00			\$400,000.00
082	JUDICIAL-Dist/JP	\$33,079.17					\$33,079.17
083	JUDICIAL-CCL's	\$4,830.57					\$4,830.57
085	SUBDIVISION 1/3	\$0.00					\$0.00
086	SUBDIVISION 2/4	\$16,766.57					\$16,766.57
087	09 TAN IS	\$27,841.59					\$27,841.59
088	09 TAN Construction	\$1,936,935.81					\$1,936,935.81
091	2008 GNOB IS	\$358,853.04					\$358,853.04
092	07 TAN	\$44,842.82					\$44,842.82
093	Tan 07 IS	\$15,910.79					\$15,910.79
094	EFTPS	\$0.00					\$0.00

# Detailed by Type Monies Held by Treasurer Spieker

## Current Month Ending Balance November 2011

#	FUND	Wells Fargo	Texas Class	CD's	Texpool	Texprime	TOTAL
095	PAYROLL	\$9,074.50					\$9,074.50
096	C@L EXCESS	\$9,812.14					\$9,812.14
097	LEOSE/Sheriff	\$1,924.68					\$1,924.68
098	CRSFF	\$302.28					\$302.28
100	CA LEOSE	\$429.78					\$429.78
102	Const 1 LEOSE	\$1,301.65					\$1,301.65
103	Const 2 LEOSE	\$4,729.82					\$4,729.82
104	Const 3 LEOSE	\$2,941.16					\$2,941.16
105	Const 4 LEOSE	\$3,951.96					\$3,951.96
107	Aftercare	\$237.30					\$237.30
108	Caseload	\$1,865.87					\$1,865.87
109	TCOMI	\$238.61					\$238.61
110	JDPF	\$37,673.46					\$37,673.46
111	CJ EXCESS	\$5,993.17					\$5,993.17
113	CERT	\$168.44					\$168.44
114	Child Safety	\$28,527.95					\$28,527.95
115	TCOOMMI	\$0.00					\$0.00
116	CRTC-Female	\$175,022.19					\$175,022.19
201	Loanstar Libr	\$17.50					\$17.50
202	Trollinger Fund/204	\$30,984.77					\$30,984.77
301	Landscape	\$17.42					\$17.42
401	Sheriff	\$12,381.57					\$12,381.57
500	State Aid/Regional	\$21,989.05					\$21,989.05
503	Com Cor/Reg	\$57,109.51					\$57,109.51
504	IV-E Prog Reg	\$134,682.77					\$134,682.77
508	PSJPO/REG/123	\$11,305.00					\$11,305.00
509	PY INT/Reg	\$10,767.67					\$10,767.67
510	GRANT H REG	\$0.00					\$0.00
514	GRANT C REG	\$1,878.00					\$1,878.00
582	TYC	\$115,653.11					\$115,653.11
583	IV-E Program	\$1,039,175.17					\$1,039,175.17
584	Post Adj	\$101.54					\$101.54
586	State Aid	\$146,849.89					\$146,849.89
594	GRANT C CCDP	\$14,008.00					\$14,008.00
595	GRANT M	\$9,495.90					\$9,495.90
599	PY INTEREST	\$45,389.50					\$45,389.50
600	Mandated	\$56,041.16					\$56,041.16
613	DA Grants	(\$3,207.30)					(\$3,207.30)
625	CA Grants	(\$3,264.21)					(\$3,264.21)
650	Constable Grants	(\$14,790.47)					(\$14,790.47)
654	Sheriff Grants	\$15,057.92					\$15,057.92
665	CSCD Grants	\$0.00					\$0.00
680	Beacon for Future	\$27,779.55					\$27,779.55
699	Misc Block Grants	(\$107,316.14)					(\$107,316.14)
TOTAL		\$5,813,947.53	\$4,698,194.63	\$350,000.00	\$2,000,499.39	\$2,000,665.40	\$14,863,306.95
							\$14,863,306.95

9

# Detailed by Type Monies Held by Treasurer Spieker

#	FUND	Inc/Dec
001	GENERAL	(\$842,450.18)
005	R&B #1&3	(\$30,756.67)
006	R&B #2&4	(\$2,610.12)
009	CAFE	\$4,216.63
010	CO. LAW LIBR.	(\$9,309.93)
011	ZP-CAFÉ	\$0.00
012	JCTF	\$1,199.22
013	DC TECH	\$588.30
015	LIBR DONATE	(\$1,727.24)
016	RECORDS MGT-DC	\$520.17
017	DC/RM	\$1,867.95
018	CRTHSE SEC	\$3,663.10
019	CC/RM	(\$429.82)
020	LIBR MISC	(\$6,708.22)
021	CIP DONATE	\$888.36
022	BATES	\$0.00
023	DIST/COUNTY TECH	\$375.72
026	SPEC REV TRIALS	\$0.00
027	TCDP	\$0.00
030	CC PRESERV	\$4,585.76
031	CC	\$440.00
032	CC ARCHIVE	\$1,611.24
035	Child Abuse	\$66.64
036	Third Crt of Appeals	(\$130.14)
037	Justice Security	\$142.82
038	WASTEWATER	\$90.00
041	CA-Pretrial	\$2,300.29
041	CA-Pretrial	(\$1,919.05)
045	CO ATTY	\$1,307.53
047	JURY DONATE	\$0.00
048	ELECT CNTRCT	(\$60,150.66)
049	JE/CO JUDGE	\$110.00
050	51ST D.A. ST	(\$75.00)
051	LATERAL RDS	\$0.00
052	51ST D.A.	(\$1,505.34)
055	119TH DA ST	(\$805.31)
056	STATE FEES-CIVIL	\$26,137.86
057	119TH DA DPS	\$0.00
058	119TH DA SPEC	(\$1,111.94)
062	AIC/CHAP PROGRAM	\$51,106.18
063	TAIP/CSC GRNT	(\$22,095.20)
064	D.T.P.	(\$10,336.26)
065	CSCD	(\$113,005.59)
066	CRTC	(\$380,172.03)
067	CCP	(\$16,007.73)
068	Diversion Program	(\$19,092.59)
069	SUB. ABUSE	(\$2,419.71)
071	ST & MPL FEES	\$569.80
072	CCC	\$63,320.99
073	GRAFFITI	\$0.00
074	YFZ COURT	\$0.00
075	V.C.S.O.	\$748.00
077	Unclaimed Property	\$125.00
077	Unclaimed Property	\$0.00
082	JUDICIAL-Dist/JP	(\$100.00)
083	JUDICIAL-CCL's	\$0.00
085	SUBDIVISION 1/3	\$0.00
086	SUBDIVISION 2/4	\$0.00
087	09 TAN IS	\$12,585.57
088	09 TAN Construction	(\$195,404.07)
091	2008 GNOB IS	\$136,556.71
092	07 TAN	\$0.00
093	Tan 07 IS	\$6,106.68
094	EFTPS	\$0.00

# Detailed by Type Monies Held by Treasurer Spieker

#	FUND	Inc/Dec
095	PAYROLL	\$504.54
096	C@L EXCESS	\$250.00
097	LEOSE/Sheriff	\$0.00
098	CRSFF	\$124.52
100	CA LEOSE	\$112.00
102	Const 1 LEOSE	\$0.00
103	Const 2 LEOSE	\$0.00
104	Const 3 LEOSE	\$0.00
105	Const 4 LEOSE	\$0.00
107	Aftercare	(\$4,631.31)
108	Caseload	(\$6,951.86)
109	TCOMI	(\$3,628.72)
110	JDPF	\$228.28
111	CJ EXCESS	(\$246.00)
113	CERT	\$0.00
114	Child Safety	\$1,029.67
115	TCOOMMI	\$0.00
116	CRTC-Female	(\$810,354.16)
201	Loanstar Libr	\$0.00
202	Trollinger Fund/204	(\$576.84)
301	Landscape	\$0.00
401	Sheriff	\$2.04
500	State Aid/Regional	\$20,580.14
503	Com Cor/Reg	(\$689.36)
504	IV-E Prog Reg	\$0.00
508	PSJPO/REG/123	\$0.00
509	PY INT/Reg	\$0.00
510	GRANT H REG	\$0.00
514	GRANT C REG	(\$336.00)
582	TYC	\$0.00
583	IV-E Program	(\$1,510.40)
584	Post Adj	\$0.00
586	State Aid	\$12,217.71
594	GRANT C CCDP	\$3,502.00
594	GRANT C CCDP	\$1,510.90
599	PY INTEREST	(\$585.93)
600	Mandated	\$23,200.91
613	DA Grants	(\$38.47)
625	CA Grants	\$3,280.97
650	Constable Grants	(\$12,698.47)
654	Sheriff Grants	(\$3,865.19)
665	CSCD Grants	\$0.00
680	Beacon for Future	(\$1,966.23)
699	Misc Block Grants	(\$33,338.69)
TOTAL		(\$2,211,966.23)
		(\$2,211,966.23)



Public Funds Collateral Unit  
 333 Market Street, 17th Floor  
 San Francisco, CA 94105-2102  
 Phone: 1-877-479-6603  
 publicfundscollateral@wellsfargo.com

# PUBLIC FUNDS

**STATEMENT PERIOD**  
 10/01/2011 - 10/31/2011

TOM GREEN COUNTY  
 DIANNA SPIEKER  
 112 W BEAUREGARD AVE  
 SAN ANGELO, TX 76903-5835

## DAILY COLLATERAL REPORT

Date	Deposit Total	FDIC Insurance	Total Deposits Requiring Collateral	MV of Collateral Pledged	Required Collateral Level	MV vs. Required Collateral
10/01/2011	11,245,630.28	1,167,671.82	10,077,958.46	12,538,371.97	11,085,754.31	1,452,617.66
10/02/2011	11,245,630.28	1,167,671.82	10,077,958.46	12,538,371.97	11,085,754.31	1,452,617.66
10/03/2011	11,078,422.79	1,164,350.79	9,914,072.00	12,514,946.81	10,905,479.20	1,609,467.61
10/04/2011	11,034,628.41	1,213,940.68	9,820,687.73	12,493,060.24	10,802,756.50	1,690,303.74
10/05/2011	11,099,334.54	1,252,974.94	9,846,359.60	12,481,820.34	10,830,995.56	1,650,824.78
10/06/2011	11,033,135.94	1,138,983.84	9,894,152.10	12,452,835.24	10,883,567.31	1,569,267.93
10/07/2011	11,123,557.56	1,125,572.01	9,997,985.55	12,228,477.30	10,997,784.11	1,230,693.20
10/08/2011	11,123,557.56	1,125,572.01	9,997,985.55	12,228,477.30	10,997,784.11	1,230,693.20
10/09/2011	11,123,557.56	1,125,572.01	9,997,985.55	12,228,477.30	10,997,784.11	1,230,693.20
10/10/2011	11,123,557.56	1,125,572.01	9,997,985.55	12,228,477.30	10,997,784.11	1,230,693.20
10/11/2011	11,044,758.33	1,111,519.42	9,933,238.91	12,257,049.33	10,926,562.80	1,330,486.53
10/12/2011	12,013,644.31	1,114,387.60	10,899,256.71	12,263,692.57	11,989,182.38	274,510.19
10/13/2011	11,669,221.81	1,704,138.36	9,965,083.45	12,269,900.83	10,961,591.80	1,308,309.04
10/14/2011	11,165,811.28	1,276,130.95	9,889,680.33	12,263,924.63	10,878,648.36	1,385,276.27
10/15/2011	11,165,811.28	1,276,130.95	9,889,680.33	12,263,924.63	10,878,648.36	1,385,276.27
10/16/2011	11,165,811.28	1,276,130.95	9,889,680.33	12,263,924.63	10,878,648.36	1,385,276.27
10/17/2011	10,688,703.59	1,012,956.02	9,675,747.57	12,277,325.67	10,643,322.33	1,634,003.34
10/18/2011	10,627,923.41	963,568.07	9,664,355.34	12,266,129.33	10,630,790.87	1,635,338.46
10/19/2011	10,632,238.55	1,045,406.31	9,586,832.24	12,281,039.22	10,545,515.46	1,735,523.76
10/20/2011	10,589,616.42	951,334.69	9,638,281.73	12,292,468.19	10,602,109.90	1,690,358.29
10/21/2011	10,690,086.88	981,862.79	9,708,224.09	12,295,194.96	10,679,046.50	1,616,148.46
10/22/2011	10,690,086.88	981,862.79	9,708,224.09	12,295,194.96	10,679,046.50	1,616,148.46
10/23/2011	10,690,086.88	981,862.79	9,708,224.09	12,295,194.96	10,679,046.50	1,616,148.46
10/24/2011	10,668,245.44	985,066.69	9,683,178.75	12,219,832.95	10,651,496.63	1,568,336.33
10/25/2011	10,663,365.18	1,235,410.91	9,427,954.27	12,248,666.65	10,370,749.70	1,877,916.95
10/26/2011	10,792,014.88	1,013,325.10	9,778,689.78	12,265,316.44	10,756,558.76	1,508,757.68
10/27/2011	10,735,173.00	972,630.77	9,762,542.23	12,266,302.76	10,738,796.45	1,527,506.31
10/28/2011	10,790,939.60	1,390,968.03	9,399,971.57	12,282,954.33	10,339,968.73	1,942,985.60
10/29/2011	10,790,939.60	1,390,968.03	9,399,971.57	12,282,954.33	10,339,968.73	1,942,985.60
10/30/2011	10,790,939.60	1,390,968.03	9,399,971.57	12,282,954.33	10,339,968.73	1,942,985.60
10/31/2011	9,835,400.88	1,189,215.18	8,646,185.70	12,291,133.33	9,510,804.27	2,780,329.06

12



Public Funds Collateral Unit  
 333 Market Street, 17th Floor  
 San Francisco, CA 94105-2102  
 Phone: 1-877-479-6603  
 publicfundscollateral@wellsfargo.com

**WELLS FARGO BANK, N.A.  
 PUBLIC FUNDS COLLATERAL UNIT  
 COLLATERAL ANALYSIS**

TOM GREEN COUNTY  
 DIANNA SPIEKER  
 112 W BEAUREGARD AVE  
 SAN ANGELO, TX 76903-5835

**DATE COMPLETED:** November 07, 2011      **COLLATERAL ANALYSIS AS OF:** October 31, 2011  
**CONTRA NUMBER:** PL-0001971      **COLLATERAL ACCOUNT NUMBER:** WUB512  
**COLLATERAL WHEREHELD:** Bank of New York Mellon

CUSIP	Description	CPN	Maturity Date	Original Face	Current Par	Market Value	Pledge Value
31412LNP1	FN 928398 6.000% 06/01/2037	6.00	6/1/2037	37,600,000.00	11,138,948.86	12,291,133.33	12,291,133.33
Total for Collateral Account Number: WUB512				\$37,600,000.00	\$11,138,948.86	\$12,291,133.33	\$12,291,133.33
Total for PL-0001971 :				\$37,600,000.00	\$11,138,948.86	\$12,291,133.33	\$12,291,133.33

**TOM GREEN COUNTY INDEBTEDNESS**  
**Current Month Ending Balance November 2011**

**FUND 093 TAX ANTICIPATION NOTES**  
**TAX ANTICIPATION NOTES, SERIES 2007**  
**ORIGINAL DEBT ISSUED \$1,850,000.00**

PREVIOUS BALANCE OUTSTANDING	PRINCIPAL PAYMENT DUE	CURRENT BALANCE OUTSTANDING	SCHEDULED DUE DATE	
1,850,000.00	\$0.00	1,850,000.00	01-Feb-07	<u>PAID</u>
1,850,000.00	\$40,000.00	1,810,000.00	01-Feb-08	<u>PAID</u>
1,810,000.00	\$40,000.00	1,770,000.00	01-Feb-09	<u>PAID</u>
1,770,000.00	\$40,000.00	1,730,000.00	01-Feb-10	<u>PAID</u>
1,730,000.00	\$40,000.00	1,690,000.00	01-Feb-11	<u>PAID</u>
1,690,000.00	\$40,000.00	1,650,000.00	01-Feb-12	
1,650,000.00	\$1,650,000.00	0.00	01-Feb-13	

\* PRINCIPAL PAYMENTS DUE ANNUALLY ON THE 1st DAY OF FEBRUARY. ACTUALLY PAID EVERY JANUARY

\*\* INTEREST PAYMENTS ARE DUE SEMI-ANNUALLY ON THE 1st DAY OF FEBRUARY AND AUGUST

# TOM GREEN COUNTY INDEBTEDNESS

**Current Month Ending Balance November 2011**

**FUND 091 GENERAL OBLIGATIONS REFUNDING BOND**

**GOFB, SERIES 2008 2.650%**

**ORIGINAL DEBT ISSUED \$7,265,000.00**

<b>PREVIOUS BALANCE OUTSTANDING</b>	<b>PRINCIPAL PAYMENT DUE</b>	<b>CURRENT BALANCE OUTSTANDING</b>	<b>SCHEDULED DUE DATE</b>	
7,265,000.00	\$105,000.00	7,160,000.00	01-Feb-09	<b><u>PAID</u></b>
7,160,000.00	\$2,175,000.00	4,985,000.00	01-Feb-10	<b><u>PAID</u></b>
4,985,000.00	\$2,240,000.00	2,745,000.00	01-Feb-11	<b><u>PAID</u></b>
2,745,000.00	\$2,270,000.00	475,000.00	01-Feb-12	
475,000.00	\$295,000.00	180,000.00	01-Feb-13	
180,000.00	\$180,000.00	0.00	01-Feb-14	

\* PRINCIPAL PAYMENTS DUE ANNUALLY ON THE 1st DAY OF FEBRUARY. ACTUALLY PAID EVERY JANUARY

\*\* INTEREST PAYMENTS ARE DUE SEMI-ANNUALLY ON THE 1st DAY OF FEBRUARY AND AUGUST

# TOM GREEN COUNTY INDEBTEDNESS

**Current Month Ending Balance November 2011**

**FUND 087 TAX NOTES SERIES 2009**

**TAX NOTES, SERIES 2009**

**2.4970300% (Net Eff Int Rate - Texas Vernon's)**

**ORIGINAL DEBT ISSUED \$8,350,000.00**

<b>PREVIOUS BALANCE OUTSTANDING</b>	<b>PRINCIPAL PAYMENT DUE</b>	<b>CURRENT BALANCE OUTSTANDING</b>	<b>SCHEDULED DUE DATE</b>
8,350,000.00	\$505,000.00	7,845,000.00	01-Feb-13
7,845,000.00	\$2,375,000.00	5,470,000.00	01-Feb-14
5,470,000.00	\$2,690,000.00	2,780,000.00	01-Feb-15
2,780,000.00	\$2,780,000.00	0.00	01-Feb-16

\* PRINCIPAL PAYMENTS DUE ANNUALLY ON THE 1st DAY OF FEBRUARY. ACTUALLY PAID EVERY JANUARY

\*\* INTEREST PAYMENTS ARE DUE SEMI-ANNUALLY ON THE 1st DAY OF FEBRUARY AND AUGUST

# FY12

	<u>Prev Report</u>	<u>Current Report</u>	<u>Increase/Decrease</u>
Wells Fargo Oper Checking Interest (Annual Yield)	0.02000%	0.01000%	-0.01000%
Texas Class (Annual Yield)	0.14000%	0.15000%	0.00000%
Texpool (Last Day Net Yield)	0.11030%	0.12180%	0.01150%
Texpool Prime (Last Day Net Yield)	0.13160%	0.14140%	0.00980%

<b>MUNIS SYSTEM -FY12</b>	<b>Budgeted</b>	<b>Received To Date</b>	<b>Budget Remaining</b>
ALL Accounts			Negative = Under Budget
As of December 8, 2011			Positive = Excess of Budget
<p>***** Once the Auditor has closed FY11 books, FY12 Interest Information will be available*****</p>			

# Texas CLASS Portfolio Holdings November 2011

For more information, call Texas CLASS at (800)707-6242  
Fax: (877)311-0220



Face Amount		Maturity Date	Yield/Rate	Value
<b>FEDERAL HOME LOAN BANK NOTES</b>				
\$12,000,000.00	Federal Home Loan Bank Notes	07/17/2012	0.35%	\$11,998,080.00
\$12,000,000.00	Federal Home Loan Bank Notes	07/16/2012	0.33%	\$11,998,860.00
\$30,000,000.00	Federal Home Loan Bank Notes	07/02/2012	0.14%	\$29,992,170.00
\$30,000,000.00	Federal Home Loan Bank Notes	12/01/2011	0.18%	\$30,000,000.00
<hr style="width: 20%; margin-left: 0;"/>				
<b>\$84,000,000.00</b>	<b>TOTAL FEDERAL HOME LOAN BANK NOTES</b>			<b>\$83,989,110.00</b>
 <b>REPURCHASE AGREEMENTS</b>				
\$200,024,223.78	Collateral Total Amount = \$204,024,708.26 or 102%.	12/01/2011	0.10%	\$200,024,223.78
\$219,928,437.82	Collateral Total Amount = \$224,327,006.58 or 102%.	12/01/2011	0.02%	\$219,928,437.82
<hr style="width: 20%; margin-left: 0;"/>				
<b>\$419,952,661.60</b>	<b>TOTAL REPURCHASE AGREEMENTS</b>			<b>\$419,952,661.60</b>

For more information, call Texas CLASS at (800)707-6242  
Fax: (877)311-0220

**MUNICIPAL**

\$16,000,000.00	Texas St	08/30/2012	0.25%	\$16,270,720.00
-----------------	----------	------------	-------	-----------------

---

**\$16,000,000.00 TOTAL MUNICIPAL**

---

**\$16,270,720.00**

**COMMERCIAL PAPER**

\$35,000,000.00	ING US Funding LLC	02/02/2012	0.37%	\$34,974,800.00
\$35,000,000.00	KELLS FUNDING	01/20/2012	0.45%	\$34,987,008.00
\$50,000,000.00	KELLS FUNDING	02/02/2012	0.50%	\$49,971,110.00
\$55,000,000.00	ING US Funding LLC	04/16/2012	0.52%	\$54,875,188.50
\$50,000,000.00	Windmill Funding Corp	12/14/2011	0.25%	\$49,997,105.00
\$20,000,000.00	UNIVER HOUSTON SYSTEM	12/06/2011	0.13%	\$19,999,800.00
\$22,000,000.00	Nat'l Australia FDG	02/21/2012	0.20%	\$21,971,092.00
\$40,000,000.00	Windmill Funding Corp	12/16/2011	0.25%	\$39,997,296.00
\$75,000,000.00	Amsterdam Funding Corp	12/15/2011	0.25%	\$74,994,690.00
\$25,000,000.00	Sheffield Receivables	12/07/2011	0.25%	\$24,999,320.00
\$50,000,000.00	Barclays Capital Funding US	12/20/2011	0.33%	\$49,995,055.00

For more information, call Texas CLASS at (800)707-6242  
Fax: (877)311-0220

### COMMERCIAL PAPER

\$75,000,000.00	Rabobank USA Fin Corp	05/16/2012	0.62%	\$74,730,525.00
\$50,000,000.00	UBS Finance (DE) Inc.	01/23/2012	0.31%	\$49,975,850.00
\$22,400,000.00	Surrey Funding Corp	12/05/2011	0.26%	\$22,399,565.44
\$50,000,000.00	Sheffield Receivables	01/17/2012	0.36%	\$49,982,935.00
\$48,500,000.00	Natl Australia FDG	03/01/2012	0.30%	\$48,478,063.45
\$32,500,000.00	UNIVERSITY OF TEXAS PERM	12/02/2011	0.11%	\$32,500,000.00
\$12,500,000.00	Rabobank USA Fin Corp	01/13/2012	0.36%	\$12,499,251.25
\$25,000,000.00	UBS Finance (DE) Inc.	03/27/2012	0.39%	\$24,956,760.00
\$32,000,000.00	Surrey Funding Corp	01/17/2012	0.39%	\$31,989,078.40

---

**\$804,900,000.00 TOTAL COMMERCIAL PAPER**

---

**\$804,274,493.04**

### OTHER SECURITIES

\$125,000,000.00	JP Morgan Chase CDA	12/01/2011	0.35%	\$125,000,000.00
\$250,000,000.00	Compass Bank	12/01/2011	0.40%	\$250,000,000.00

---

**\$375,000,000.00 TOTAL OTHER SECURITIES**

---

**\$375,000,000.00**

---

**\$1,699,852,661.60 TOTAL INVESTMENTS**

---

**\$1,699,486,984.64**

# *Notes*

## *November 2011*

---

For more information, call Texas CLASS at (800)707-6242  
Fax: (877)311-0220

The portfolio manager for Texas CLASS, is Marc McClure, CFA.

There were no changes to the Third Amended and Restated Trust Agreement.

For the month of November 2011, Cutwater Investor Services Corp., in its role as Program Administrator, accrued fees of \$171,360.55 based on average assets for Texas CLASS of \$1,750,342,118.30. The fee is accrued on a daily basis by multiplying the value of the investment property as determined each day by the fee rate divided by 365 Days. Cutwater Investor Services Corp. reserves the right to abate fees listed in the Fourth Amended and Restated Trust Agreement. The monthly fee is the sum of all daily fee accruals for the month of November. The fee is paid monthly upon notification to the custodial bank. As of November 30th, 2011 the fee was 12 basis points.

The following information is provided in accordance with Texas state statute 2256.0016. As of November 30th, 2011, the portfolio contained the following securities by type:

US Government Agency Bond - 4.94% US Commercial Paper - 47.32% Repurchase Agreement - 24.71% Certificate of Deposits - 22.07% Municipal - 0.96%

The portfolio is marked to market at the end of each business day.

Current information can be provided to you by calling your Client Service Representative at 1-800-707-6242.

Market Value at 11/30/2011	-	\$1,699,486,984.64
Amortized Cost at 11/30/2011	-	\$1,699,544,830.93
Difference	-	\$57,846.29

The current LOC for the portfolio is \$5,000,000.

The NAV on 11/30/2011 is equal to 1.00

Dollar Weighted Average Maturity - 35 Days  
The final maturity dates of all securities were less than one year.

The custodial bank for Texas CLASS is Wells Fargo, TX.

**For more information, call Texas CLASS at (800)707-6242  
Fax: (877)311-0220**

As a registered investment adviser, Cutwater Investor Services Corporation is required to furnish you with a copy of our ADV Part 2A of the SEC registration form. If you would like a copy of this form, please contact us at 800-707-6242, or go to [www.adviserinfo.sec.gov/](http://www.adviserinfo.sec.gov/) and download the most recent version of this document.

The Holiday schedule for 2011:

January 17, 2011 - Martin Luther King Jr. Day  
February 21, 2011 - President's Day  
May 30, 2011 - Memorial Day  
July 4, 2011 - Independence Day  
September 5, 2011 - Labor Day  
October 10, 2011 - Columbus Day  
November 11, 2011 - Veterans' Day  
November 24, 2011 - Thanksgiving Day  
December 26, 2011 - Christmas Day (Observed)

Important Message:

The Texas CLASS offices have moved. Please use the following address for all correspondence:

Texas CLASS  
1900 Sixteenth Street, Suite 200  
Denver, CO 80202

Important Reminder:

All audit confirmation requests should be mailed to:

Texas CLASS Client Services  
1900 Sixteenth Street, Suite 200  
Denver CO, 80202

You may now view and print your Participant Profile on Client Connection. Under Summaries and Reports, click on Statement Reports and then Participant Profile. Follow instructions to make revisions to your Participant information.

### ANNOUNCEMENTS

We would like to recognize and welcome the following entities who joined the TexPool and TexPool Prime programs in October 2011:

- Schleicher County Hospital District  
(TexPool & TexPool Prime)
- Latexo ISD (TexPool)
- Fort Bend County MUD #149  
(TexPool)
- Hidalgo County Housing Authority  
(TexPool & TexPool Prime)
- City of Jarrell  
(TexPool & TexPool Prime)

### Upcoming Events

11/16/11 – 11/18/11 GFOAT Fall Conference, Del Lago

12/12/11 – 12/14/11 GTOT Winter Conference, San Antonio

### TexPool Advisory Board Members

R.C. Allen	LaVonne Mason
Pati Buchenau	John McGrane
Jose Elizondo, Jr.	Clay McPhail
Ron Leverett	Vivian Wood

Overseen by the State of Texas Comptroller of Public Accounts Susan Combs.

Operated under the supervision of the Texas Treasury Safekeeping Trust Company.

### Additional information regarding TexPool is available upon request:

www.texpool.com

1-866-839-7665

(1-866-TEX-POOL)

Fax: 866-839-3291

## Federated®

Federated, founded in 1955, is a S&P 500 company that is publicly traded on the NYSE. It is one of the largest managers of AAA-rated money market portfolios in the country (Source: iMoneyNet as of 8/31/2011).

Visit us at FederatedInvestors.com.

G35884-24 (11/11)

Federated is a registered trademark of Federated Investors, Inc.

2011 © Federated Investors, Inc.

As expected, benchmark U.S. interest rates remained anchored to virtually zero during the month as the Federal Reserve maintained its ultra-accommodative monetary policy that it initiated almost three years ago. However, market interest rates moved higher across the cash yield curve amid encouraging signs that the U.S. economy would avoid a double-dip recession and that the eurozone would finally resolve its long-festering sovereign debt crisis. The biggest upward moves in cash yields were concentrated among longer-dated securities; one-month Libor, for example, closed up only 0.6 basis points to 0.245%, while three month Libor rose 5.5 basis points to 0.429%, six-month Libor climbed 6.2 basis points to 0.620%, and 12-month Libor increased 7 basis points to 0.936%. At the extreme short end of the curve, overnight rates — which had occasionally been negative in recent months — remained mostly above zero.

The marginally improved economic outlook was based on a combination of data and sentiment. As the month began, pessimism had risen to levels that all but assumed the U.S. economy would slip into another recession and that the debt crisis in Europe would continue to threaten the global banking system. Investors also fretted that China would be unable to push inflation back within an acceptable range without popping that country's large property bubble. Given how low the "expectations bar" had been set, any good news — no matter how small or tenuous — was bound to have an impact on cash yields.

From a fundamental perspective, the U.S. economy expanded by 2.5% in the third quarter, defying bearish prognostications that a recession was already underway. Near the end of the month, a summit of European leaders calmed investor fears about another global financial crisis. Japan also eased monetary policy and China hinted it would do the same in response to three consecutive months of contraction within its manufacturing sector.

The Federal Reserve's so-called "twist" operation, in which the central bank sells shorter-dated securities and uses the proceeds to buy longer-term paper, so far has had little impact on the cash market. Demand for the roughly \$9 billion of money-market eligible securities that the Fed has sold to date has been so strong that any upward pressure on ultra short-term yields has been minimal at most. However, we believe that Operation Twist could at least put a floor under overnight rates, thus

(continued page 6)

### PERFORMANCE As of October 31, 2011

	TexPool	TexPool Prime
Current Invested Balance	\$14,336,090,436.64	\$978,546,085.33
Weighted Average Maturity (1)*	36 Days	34 Days
Weighted Average Maturity (2)*	74 Days	34 Days
Net Asset Value	1.00007	1.00004
Total Number of Participants	2,253	133
Management Fee on Invested Balance	0.0473%	0.0638%
Interest Distributed	\$ 1,000,957.22	\$ 89,640.76
Management Fee Collected	\$563,364.14	\$44,897.80
Standard & Poor's Current Rating	AAAm	AAAm


### October Averages

Average Invested Balance	\$14,054,953,304.89	\$1,022,934,156.48
Average Monthly Yield, on a simple basis (3)*	0.08%	0.10%
Average-Weighted-Average Maturity (1)*	40 Days	32 Days
Average Weighted Average Maturity (2)*	79 Days	33 Days

\*Definitions for Average monthly yield and Average Weighted Maturity can be found on Page 2.

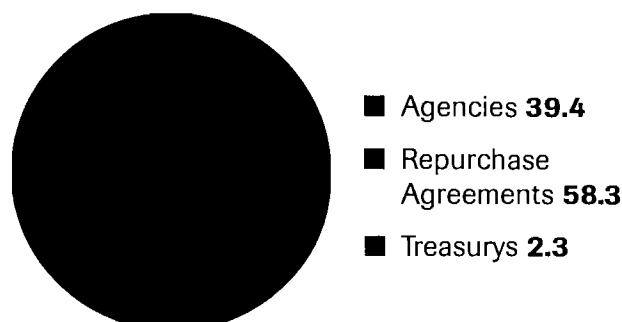
## Portfolio by Maturity (%)

As of October 31, 2011



## Portfolio by Type of Investment (%)

As of October 31, 2011



### PORTFOLIO ASSET SUMMARY AS OF October 31, 2011

	Book Value	Market Value
Uninvested Balance	\$12,397.34	\$12,397.34
Receivable for Investments Sold	0.00	0.00
Accrual of Interest Income	7,055,146.40	7,055,146.40
Interest and Management Fees Payable	-1,000,950.26	-1,000,950.26
Payable for Investments Purchased	0.00	0.00
Repurchase Agreements	8,351,628,000.00	8,351,625,850.00
Mutual Fund Investments	0.00	0.00
Government Securities	5,647,750,298.44	5,648,583,598.11
U.S. Treasury Bills	0.00	0.00
U.S. Treasury Notes	330,645,544.72	330,730,056.00
<b>Total</b>	<b>\$14,336,090,436.64</b>	<b>\$14,337,006,097.59</b>

Market value of collateral supporting the Repurchase Agreements is at least 102% of the Book Value. The portfolio is managed by Federated Investment Counseling and the assets are safe kept in a separate custodial account at State Street Bank in the name of TexPool. The only source of payment to the Participants is the assets of TexPool. There is no secondary source of payment for the pool such as insurance or State guarantee. Should you require a copy of the portfolio, please contact TexPool Participant Services.

### PARTICIPANT SUMMARY

	Number of Participants	Balance
School District	566	\$4,712,143,385.62
Higher Education	55	\$1,690,598,011.75
Healthcare	80	\$391,249,305.58
Utility District	689	\$1,289,605,569.90
City	438	\$4,046,133,721.19
County	171	\$1,079,350,024.86
Other	254	\$1,125,318,056.72

#### Definition of Weighted Average Maturity (1) & (2)

\*(1) This weighted average maturity calculation uses the SEC Rule 2A-7 definition for stated maturity for any floating rate instrument held in the portfolio to determine the weighted average maturity for the pool. This rule specifies that a variable rate instrument to be paid in 397 calendar days or less shall be deemed to have a maturity equal to the period remaining until the next readjustment of the interest rate.

\*(2) This weighted average maturity calculation uses the final maturity of any floating rate instruments held in the portfolio to calculate the weighted average maturity for the Pool.

#### Definition of Average Monthly Yield (3)

\*(3) This current yield for TexPool Prime for each date may reflect a waiver of some portion or all of each of the management fees.

# TEXPOOL

## DAILY SUMMARY


Date	Money Mkt. Fund Equiv. (SEC Std.)	Daily Allocation Factor	TexPool Invested Balance	Market Value Per Share	WAM Days (1)	WAM Days (2)
1-Oct	0.0843%	0.000002310	\$14,050,188,346.39	1.00004	44	82
2-Oct	0.0843%	0.000002310	\$14,050,188,346.39	1.00004	44	82
3-Oct	0.0913%	0.000002500	\$13,956,230,936.73	1.00005	42	82
4-Oct	0.0803%	0.000002200	\$14,134,226,541.26	1.00003	43	82
5-Oct	0.0795%	0.000002179	\$14,139,680,597.23	1.00005	43	79
6-Oct	0.0798%	0.000002187	\$14,131,658,886.76	1.00006	43	79
7-Oct	0.0800%	0.000002191	\$14,026,888,085.97	1.00006	44	81
8-Oct	0.0800%	0.000002191	\$14,026,888,085.97	1.00006	44	81
9-Oct	0.0800%	0.000002191	\$14,026,888,085.97	1.00006	44	81
10-Oct	0.0800%	0.000002191	\$14,026,888,085.97	1.00006	44	81
11-Oct	0.0794%	0.000002176	\$14,003,549,324.25	1.00007	44	80
12-Oct	0.0865%	0.000002371	\$13,960,262,573.74	1.00007	43	80
13-Oct	0.0761%	0.000002086	\$13,885,934,252.14	1.00007	43	80
14-Oct	0.0968%	0.000002652	\$13,787,501,386.04	1.00006	42	79
15-Oct	0.0968%	0.000002652	\$13,787,501,386.04	1.00006	42	79
16-Oct	0.0968%	0.000002652	\$13,787,501,386.04	1.00006	42	79
17-Oct	0.1218%	0.000003337	\$13,877,956,875.04	1.00006	39	76
18-Oct	0.1064%	0.000002914	\$13,980,061,283.59	1.00006	39	75
19-Oct	0.0763%	0.000002091	\$13,945,636,569.64	1.00006	39	79
20-Oct	0.0678%	0.000001858	\$13,859,358,713.89	1.00008	38	79
21-Oct	0.0737%	0.000002020	\$13,896,537,086.73	1.00005	39	80
22-Oct	0.0737%	0.000002020	\$13,896,537,086.73	1.00005	39	80
23-Oct	0.0737%	0.000002020	\$13,896,537,086.73	1.00005	39	80
24-Oct	0.0775%	0.000002123	\$13,822,371,101.63	1.00008	37	78
25-Oct	0.0916%	0.000002509	\$14,483,450,549.59	1.00007	36	75
26-Oct	0.0720%	0.000001972	\$14,514,715,435.19	1.00007	36	75
27-Oct	0.0757%	0.000002074	\$14,378,536,721.80	1.00007	36	75
28-Oct	0.0764%	0.000002092	\$14,344,595,732.53	1.00005	36	76
29-Oct	0.0764%	0.000002092	\$14,344,595,732.53	1.00005	36	76
30-Oct	0.0764%	0.000002092	\$14,344,595,732.53	1.00005	36	76
31-Oct	0.1103%	0.000003022	\$14,336,090,436.64	1.00007	36	74
<b>Averages</b>	<b>0.0839%</b>	<b>0.000002299</b>	<b>\$14,054,953,304.89</b>	<b>1.00006</b>	<b>40</b>	<b>79</b>

# TEXPOOL PRIME

November 2011

## Portfolio by Maturity (%)


As of October 31, 2011



- 1-7 days **61.0**
- 8-30 days **4.1**
- 31-90 days **26.5**
- 91-180 days **5.7**
- 181+ days **2.7**

## Portfolio by Type of Investment (%)

As of October 31, 2011



- Repurchase Agreements **51.3**
- Commercial Paper **29.4**
- Government **14.7**
- Variable Rate Notes **4.6**

### PORTFOLIO ASSET SUMMARY AS OF October 31, 2011

	Book Value	Market Value
Uninvested Balance	\$351.37	\$351.37
Accrual of Interest Income	101,364.12	101,364.12
Interest and Management Fees Payable	-89,640.79	-89,640.79
Payable for Investments Purchased	0.00	0.00
Accrued Expenses & Taxes	267.36	267.36
Repurchase Agreements	501,561,000.00	501,561,000.00
Commercial Paper	313,202,006.45	313,211,047.83
Bank Instruments	0.00	0.00
Mutual Fund Investments	0.00	0.00
Government Securities	143,770,867.97	143,796,838.32
Variable Rate Notes	19,999,868.85	20,000,160.00
<b>Total</b>	<b>\$978,546,085.33</b>	<b>\$978,581,388.21</b>

Market value of collateral supporting the Repurchase Agreements is at least 102% of the Book Value. The portfolio is managed by Federated Investment Counseling and the assets are safe kept in a separate custodial account at State Street Bank in the name of TexPool Prime. The assets of TexPool Prime are the only source of payments to the Participants. There is no secondary source of payment for the pool such as insurance or State guarantee. Should you require a copy of the portfolio, please contact TexPool Participant Services.

### PARTICIPANT SUMMARY

	Number of Participants	Balance
School District	64	\$574,871,336.75
Higher Education	8	\$58,406,892.02
Healthcare	7	\$25,853,532.36
Utility District	3	\$70,076,380.40
City	23	\$110,067,167.52
County	17	\$135,373,412.66
Other	11	\$3,897,418.77


# TEXPOOL PRIME

## DAILY SUMMARY

Date	Money Mkt. Fund Equiv. (SEC Std.)	Daily Allocation Factor	TexPool Prime Invested Balance	Market Value Per Share	WAM Days (1)	WAM Days (2)
1-Oct	0.0977%	0.000002677	\$1,097,161,827.80	1.00003	34	36
2-Oct	0.0977%	0.000002677	\$1,097,161,827.80	1.00003	34	36
3-Oct	0.1063%	0.000002911	\$1,090,497,221.87	1.00003	32	34
4-Oct	0.0961%	0.000002633	\$1,055,909,564.83	1.00003	33	34
5-Oct	0.0990%	0.000002713	\$1,054,476,232.06	1.00004	34	35
6-Oct	0.0999%	0.000002736	\$1,041,770,527.78	1.00004	33	35
7-Oct	0.0966%	0.000002646	\$1,033,657,319.24	1.00003	35	36
8-Oct	0.0966%	0.000002646	\$1,033,657,319.24	1.00003	35	36
9-Oct	0.0966%	0.000002646	\$1,033,657,319.24	1.00003	35	36
10-Oct	0.0966%	0.000002646	\$1,033,657,319.24	1.00003	35	36
11-Oct	0.1006%	0.000002755	\$1,013,172,976.18	1.00004	32	33
12-Oct	0.1064%	0.000002916	\$1,009,538,054.44	1.00004	32	34
13-Oct	0.1011%	0.000002770	\$1,006,179,116.17	1.00004	32	33
14-Oct	0.1184%	0.000003244	\$993,257,755.23	1.00003	33	34
15-Oct	0.1184%	0.000003244	\$993,257,755.23	1.00003	33	34
16-Oct	0.1184%	0.000003244	\$993,257,755.23	1.00003	33	34
17-Oct	0.1435%	0.000003932	\$1,004,377,357.41	1.00003	31	31
18-Oct	0.1301%	0.000003565	\$996,105,855.21	1.00004	30	31
19-Oct	0.0968%	0.000002653	\$993,020,070.93	1.00004	30	31
20-Oct	0.0868%	0.000002379	\$991,018,001.67	1.00004	30	30
21-Oct	0.0937%	0.000002567	\$1,008,298,425.92	1.00003	30	30
22-Oct	0.0937%	0.000002567	\$1,008,298,425.92	1.00003	30	30
23-Oct	0.0937%	0.000002567	\$1,008,298,425.92	1.00003	30	30
24-Oct	0.1040%	0.000002850	\$1,005,325,790.62	1.00004	27	28
25-Oct	0.1129%	0.000003094	\$1,014,713,939.00	1.00004	29	29
26-Oct	0.0904%	0.000002477	\$1,075,966,166.08	1.00003	29	30
27-Oct	0.1018%	0.000002788	\$1,039,105,527.98	1.00003	32	33
28-Oct	0.0950%	0.000002603	\$1,002,538,295.75	1.00002	35	36
29-Oct	0.0950%	0.000002603	\$1,002,538,295.75	1.00002	35	36
30-Oct	0.0950%	0.000002603	\$1,002,538,295.75	1.00002	35	36
31-Oct	0.1316%	0.000003605	\$978,546,085.33	1.00004	34	34
<b>Averages</b>	<b>0.001036</b>	<b>0.000002837</b>	<b>\$1,022,934,156.48</b>	<b>1.00003</b>	<b>32</b>	<b>33</b>

# TEXPOOL

Participant Services  
1001 Texas Ave. 14th Floor  
Houston, TX 77002

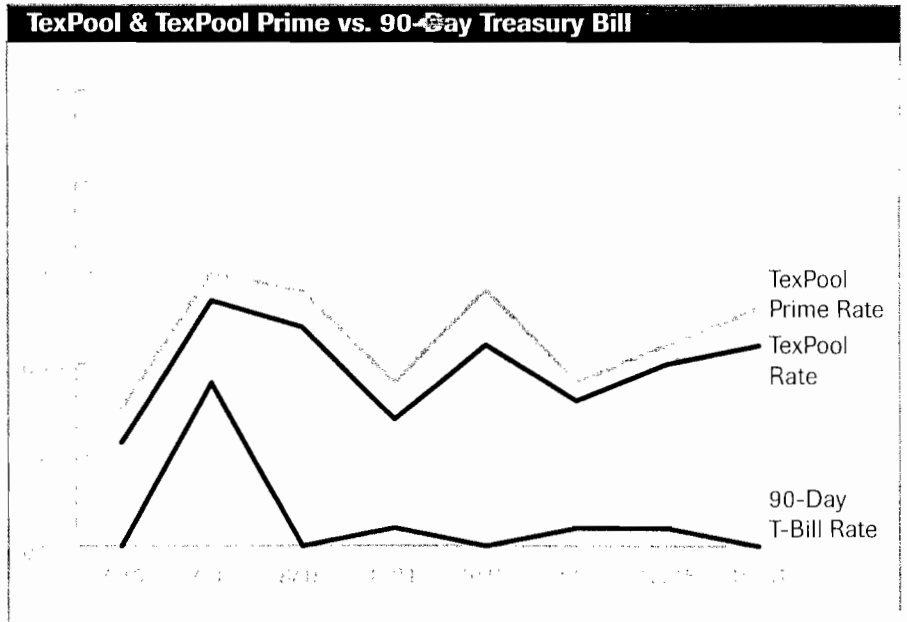


DIANNA SPIEKER  
TOM GREEN COUNTY  
112 W BEAUREGARD AVE  
SAN ANGELO TX 76903-5835

(continued from page 1)

supporting interest rates on repurchase agreements, an asset class that represents a significant weighting in TexPool.

Given the recent configuration of global risk factors, we believed that the prudent course was to maintain additional liquidity to meet the seasonal demand for funds while protecting against the elevated possibility of extreme market volatility. Assets began to flow back into the pools in October, however, following the typical seasonal pattern. Although the inflow is expected to be temporary, we were able to find value in short-term agencies and commercial paper, and in longer-term callable agency and floating rate structures.



90-Day Treasury Bill is a short-term debt instrument backed by the national government. These are used to collect immediate cash to meet outstanding obligations.

Any private investor can invest in a Treasury bill. The 90-Day Treasury Bill is a weighted average rate of the weekly auctions of 90-Day Treasury Bills.

# Trollinger Estate

Sally Hunter Trollinger Estate Filed 12/27/2000  
County Court Cause No. OOP542  
County Clerk Records Volume 401 Beginning Page 621

Various oil, gas and mineral royalty interests were willed to Tom Green County to be used for the Library of Tom Green County.

Only working interest is the Yates Field, which is continuing to produce positive cash flow.

These holdings will be held until such time as the Commissioners' Court deems it prudent to divest said holdings.