



Dianna Spieker
Tom Green County Treasurer

FY 2021 Monthly Report
April 2021

THE STATE OF TEXAS ()
COUNTY OF TOM GREEN ()
AFFIDAVIT ()

Pursuant to LGC 114.026 I, Dianna M Spieker, Tom Green County Treasurer do hereby submit The Treasurers' Monthly Report. This report includes, but not limited to, money received and disbursed; debts due to (if known) and owed by the county; and all other proceedings in the treasurer's office that pertain to the Financial Standing of Tom Green County. The Treasurer's Books and the Auditor's General Ledger agree. The Bank Statements have been reconciled; any adjustments have been noted including any amount that has been identified as irreconcilable. Irreconcilable differences will be noted and carried in transit until such time as they have been identified and reconciled on the individual bank statements.


Pursuant to GC 2256.023 Internal Management Reports will be reported on a Quarterly Basis in FY21. In prior fiscal years I included said information in this monthly report.

As a matter of internal accounting procedure, any interest earned that is posted by financial institutions to our accounts on the last business day of the month is not included in the combined statement of receipts and disbursements until the following month. Credit Card and E-filing funds are deposited to Clearing Accounts and reconciled monthly. Any funds not previously booked will be credited the following month. These amounts are disclosed in this report .

The total amount of deposits in custody as of the date of this report is the amount of deposits per the combined statement of receipts and disbursements are listed on page 2.

Therefore, Dianna Spieker, County Treasurer of Tom Green County, Texas, who being fully sworn, upon oath says that the within and foregoing report is true and correct to the best of her knowledge.


Filed with accompanying vouchers this, the **18th day of May, 2021.**


Dianna Spieker, Treasurer, Tom Green County / Date 5-14-21


Commissioners' Court having reviewed the Treasurer's Report, on this date, as presented, having taken reasonable steps to ensure its accuracy and based upon presentations of the Treasurer's Office approve the report, subject to the county auditor's review and request that it be filed with the official minutes of this meeting. {LGC 114.026(c)}

In addition, the below signatures affirm that the Treasurers' Report complies with statutes as referenced. {LGC 114.026(d)}

The affidavit must state the amount of the cash and other assets that are in the custody of the county treasurer at the time of the examination. {LGC 114.026(d)} **\$ 60,547,467.67** Month Ending Balance


County Judge Stephen C. Floyd


Commissioner Ralph Hoelscher- Pct. #1


Commissioner Sammy Farmer- Pct. #2


Commissioner Rick Bacon - Pct. #3


Commissioner Bill Ford - Pct. #4

Treasurer's Monthly Report
Prepared by Dianna Spieker, Tom Green County Treasurer

Section 1 – Fund Balances

Summary of Funds	Page <u>1</u>
Trial Balance for Cash Per Fund	Page <u>5</u>
Trial Balance for Investments Per Fund	Page <u>20</u>

Section 2 - Cash Flow

Interest	Page <u>21</u>
Bank Service Charge	Page <u>23</u>
Credit Card and Efile Accounts	Page <u>24</u>

Section 3 - Debt

Bond Indebtedness	Page <u>25</u>
-------------------	----------------

Section 4 - Collateral

Wells Fargo Bank Collateral	Page <u>28</u>
-----------------------------	----------------

Funds the Bank has pledged on behalf of Tom Green County, per the Bank Depository Bid.

Summary of Funds

Detailed by Type Monies Held by Treasurer Spieker

April 2021 Ending Balance

<u>Bank</u>							<u>Texpool</u>
<u>Account</u>	<u>#</u>	<u>FUND</u>	<u>TOTAL</u>	<u>Wells Fargo</u>	<u>Texas Class</u>	<u>CD's</u>	<u>TexpoolPrime</u>
OPER	001	GENERAL	41,100,218.29	1,505,017.31	23,636,429.24	5,454,314.22	10,504,457.52
OPER	005	R&B #1&3	425,417.93	425,417.93			
OPER	006	R&B #2&4	296,882.16	296,882.16			
CAFÉ	009	CAFÉ' TRUST	33,831.93	33,831.93			
OPER	010	CO. LAW LIBR.	116,289.30	116,289.30			
ZP	011	ZP-CAFÉ	2,500.00	2,500.00			
OPER	012	JCTF	67,226.39	67,226.39			
OPER	013	DC TECH	57,700.49	57,700.49			
OPER	015	LIBR DONATE	326,645.39	326,645.39			
OPER	016	RECORDS MGT-DC	7,313.46	7,313.46			
OPER	018	CRTHSE SEC	30,548.81	30,548.81			
OPER	019	CC/RM	73,734.35	73,734.35			
OPER	021	CIP DONATE	14,572.93	14,572.93			
OPER	022	BATES	81,847.26	81,847.26			
OPER	023	DIST/COUNTY TECH	12,659.62	12,659.62			
OPER	024	SPEC COURT	6,822.95	6,822.95			
OPER	026	SPEC REV TRIALS	750,000.00	750,000.00			
GRANT	027	TCDP	5.00	5.00			
OPER	028	TRU/Pre Diversion	61,449.16	61,449.16			
OPER	030	CC PRESERV	147,322.92	147,322.92			
OPER	031	CC	14,311.17	14,311.17			
OPER	032	CC ARCHIVE	169,811.30	169,811.30			
OPER	035	Child Abuse	2,263.76	2,263.76			
OPER	036	Third Crt of Appeals	1,112.87	1,112.87			
OPER	037	Justice Security	110,969.70	110,969.70			
OPER	038	WASTEWATER	690.00	690.00			
OPER	041	CA-Pretrial	19,803.86	19,803.86			
OPER	043	DA-Pretrial	73,944.71	73,944.71			
OPER	045	CO ATTY	6,743.05	6,743.05			
OPER	047	JURY DONATE	1,150.00	1,150.00			
OPER	048	ELECT CNTRCT	128,550.22	128,550.22			

Detailed by Type Monies Held by Treasurer Spieker

April 2021 Ending Balance

<u>Bank</u>							<u>Texpool</u>
<u>Account</u>	<u>#</u>	<u>FUND</u>	<u>TOTAL</u>	<u>Wells Fargo</u>	<u>Texas Class</u>	<u>CD's</u>	<u>TexpoolPrime</u>
OPER	050	51ST D.A. ST	3,232.64	3,232.64			
OPER	051	LATERAL RDS	36,307.09	36,307.09			
FORT	052	51ST D.A.	762,792.18	762,792.18			
LPPF	054	LPPF	5,137,878.41	5,137,878.41			
OPER	055	119TH DA ST	6,766.90	6,766.90			
OPER	056	STATE FEES-CIVIL	55,775.48	55,775.48			
FORT	058	119TH DA SPEC	37,229.29	37,229.29			
CSCD	061	BIPP	12,453.40	12,453.40			
CSCD	062	AIC/CHAP PROGRAM	(29,341.90)	(29,341.90)			
CSCD	063	TAIP/CSC GRNT	54,828.37	54,828.37			
CSCD	064	D.T.P.	23,391.14	23,391.14			
CSCD	065	CSCD	1,419,674.98	1,419,674.98			
CSCD	066	CRTC	817,873.91	817,873.91			
CSCD	069	SUB. ABUSE	36,003.16	36,003.16			
OPER	071	ST & MPL FEES	33,203.63	33,203.63			
OPER	072	CCC	113,617.21	113,617.21			
OPER	073	GRAFFITI	636.36	636.36			
OPER	077	Unclaimed Property	31,424.84	31,424.84			
OPER	078	Bail Bond Board	572,126.26	25,000.00	187,126.26	360,000.00	
BOND	080	2018 IS	0.00	0.00			
BOND	081	2017 IS	0.00	0.00			
OPER	082	JUDICIAL-Dist/JP	44,878.44	44,878.44			
OPER	088	09 TAN Construction	0.00	0.00			
BOND	089	2015 IS	1,484,054.36	1,484,054.36			
PAYL	095	PAYROLL	4,767.96	4,767.96			
OPER	097	LEOSE/Sheriff	37,977.66	37,977.66			
OPER	098	CRSFF	6,137.34	6,137.34			
OPER	100	CA LEOSE	1,255.91	1,255.91			
OPER	101	17 Construction	0.00	0.00			
OPER	102	Const 1 LEOSE	4,844.98	4,844.98			
OPER	103	Const 2 LEOSE	8,381.83	8,381.83			

Detailed by Type Monies Held by Treasurer Spieker

April 2021 Ending Balance

<u>Bank</u>						<u>Texpool</u>	
<u>Account</u>	<u>#</u>	<u>FUND</u>	<u>TOTAL</u>	<u>Wells Fargo</u>	<u>Texas Class</u>	<u>CD's</u>	<u>TexpoolPrime</u>
OPER	104	Const 3 LEOSE	3,836.87	3,836.87			
OPER	105	Const 4 LEOSE	2,367.43	2,367.43			
CSCD	109	TCOMI	11,359.99	11,359.99			
OPER	110	JDPF	41,415.96	41,415.96			
OPER	111	CJ EXCESS	17,542.06	17,542.06			
OPER	112	JUV Restitution	0.85	0.85			
OPER	114	Child Safety	34,999.32	34,999.32			
CSCD	116	CRTC-Female	1,212,069.58	1,212,069.58			
OPER	117	JUV Unclaimed Rest	5,075.55	5,075.55			
OPER	120	2018 Construction	1,962,368.52	868,001.93	1,094,366.59		
PAYL	125	PAYL-Benefit	0.00	0.00			
CSCD	150	CCP	18,362.27	18,362.27			
CSCD	155	CCP	20,487.79	20,487.79			
CSCD	156	CCP	28,992.90	28,992.90			
CSCD	157	Pretrail Diversion	33,563.02	33,563.02			
FORT	401	Sheriff	198,022.68	198,022.68			
JUV	503	Com Cor/Reg	105,673.94	105,673.94			
JUV	504	IV-E Prog Reg	154,765.10	154,765.10			
JUV	508	PSJPO/REG/123	14,115.03	14,115.03			
JUV	509	PY INT/Reg	11,876.54	11,876.54			
JUV	517	IV-E Prog Int Coke	9,758.03	9,758.03			
JUV	540	Grant "R" TGC	0.00	0.00			
JUV	541	Diversion TGC	(46,451.91)	(46,451.91)			
JUV	560	Basic Probation	16,880.13	16,880.13			
JUV	561	Community Programs	9,194.36	9,194.36			
JUV	562	Prepost SDJ	(4,494.63)	(4,494.63)			
JUV	563	Prepost SDJ	4,285.00	4,285.00			
JUV	564	Services Regional	1,272.26	1,272.26			
JUV	570	Grant A Basic	15,094.29	15,094.29			
JUV	571	Grant A CP	29,538.63	29,538.63			
JUV	572	Grant A PPA	249,613.50	249,613.50			

Detailed by Type Monies Held by Treasurer Spieker

April 2021 Ending Balance

<u>Bank</u>							<u>Texpool</u>
<u>Account</u>	<u>#</u>	<u>FUND</u>	<u>TOTAL</u>	<u>Wells Fargo</u>	<u>Texas Class</u>	<u>CD's</u>	<u>TexpoolPrime</u>
JUV	573	Grant A CD	(4,442.00)	(4,442.00)			
JUV	574	Grant A MH	16,005.74	16,005.74			
JUV	582	TYC	37,079.58	37,079.58			
JUV	583	IV-E Program	1,236,342.54	1,236,342.54			
JUV	595	GRANT M	3,681.17	3,681.17			
JUV	596	GRANT S	0.00	0.00			
JUV	597	IV-E Prog Int TGC	59,179.16	59,179.16			
JUV	599	PY INTEREST	6,937.68	6,937.68			
OPER	600	Mandated	51,691.13	51,691.13			
OPER	613	DA Grants	(18,510.39)	(18,510.39)			
OPER	625	CA Grants	(6,494.92)	(6,494.92)			
OPER	665	Adult PROB Grants	(3,660.10)	(3,660.10)			
OPER	654	Sheriff Grants	(10,925.78)	(10,925.78)			
OPER	699	Misc Block Grants	158,487.99	158,487.99			
		TOTAL	\$60,547,467.67	\$ 19,310,773.84	\$24,917,922.09	\$5,814,314.22	\$10,504,457.52

0.00 Verify Balance Versus GL
Net Zero **\$ 60,547,467.67**

- OPER** Operating Bank Account **11010** \$ 19,310,773.84
- BOND** Debt Bank Account **115**** \$ 41,236,693.83
- CAFÉ'** Cafeteria 125 IRS Trust
- LPPF** Local Provider Participation Fund

- ZP CAFÉ'** Zesch Pickett Cafeteria
- FORT** Fortfeiture
- JUV** Juvenile State Funds
- CSCD** Adult State Funds
- PAYL** Payroll
- GRANT** Grant Funds
- WIRE** Wire Clearing Account

4

Trial Balance

Cash	11010
Securities	11512
Certificates of Deposits	11513
Texas Class	11515
Texpool	11517
Texpool Prime	11518

05/05/2021 11:02
adam8298

TOM GREEN COUNTY
ACCOUNT SUMMARY TRIAL BALANCE FOR FY21/APR TO APR
FUND

P 1
glatrbal

ACCOUNT NAME	BEG. BALANCE	ORG	DEBITS	CREDITS	NET CHANGE	END BALANCE
0001-00-000-000-0000-11010 - CASH	5,747.42	0001	8,097,798.41	6,598,528.52	1,499,269.89	1,505,017.31
TOTALS FOR FUND 0001 GENERAL FUND	5,747.42		8,097,798.41	6,598,528.52	1,499,269.89	1,505,017.31
0005 ROAD & BRIDGE PRECINCT 1 & 3 0005-00-000-000-0000-11010 - CASH	423,188.21	0005	60,044.54	57,814.82	2,229.72	425,417.93
TOTALS FOR FUND 0005 ROAD & BRIDGE PRECINCT 1 & 3	423,188.21		60,044.54	57,814.82	2,229.72	425,417.93
0006 ROAD & BRIDGE PRECINCT 2 & 4 0006-00-000-000-0000-11010 - CASH	300,318.40	0006	54,143.47	57,579.71	-3,436.24	296,882.16
TOTALS FOR FUND 0006 ROAD & BRIDGE PRECINCT 2 & 4	300,318.40		54,143.47	57,579.71	-3,436.24	296,882.16
0009 CAFETERIA PLAN TRUST 0009-00-000-000-0000-11010 - CASH	40,292.85	0009	4,934.83	11,395.75	-6,460.92	33,831.93
TOTALS FOR FUND 0009 CAFETERIA PLAN TRUST	40,292.85		4,934.83	11,395.75	-6,460.92	33,831.93
0010 COUNTY LAW LIBRARY 0010-00-000-000-0000-11010 - CASH	113,471.32	0010	7,631.57	4,813.59	2,817.98	116,289.30
TOTALS FOR FUND 0010 COUNTY LAW LIBRARY	113,471.32		7,631.57	4,813.59	2,817.98	116,289.30
0011 CAFETERIA/ZP 0011-00-000-000-0000-11010 - CASH	2,500.00	0011	11,395.75	11,395.75	.00	2,500.00
TOTALS FOR FUND 0011 CAFETERIA/ZP	2,500.00		11,395.75	11,395.75	.00	2,500.00
0012 JUSTICE COURT TECHNOLOGY 0012-00-000-000-0000-11010 - CASH	63,436.57	0012	3,789.82	.00	3,789.82	67,226.39
TOTALS FOR FUND 0012 JUSTICE COURT TECHNOLOGY	63,436.57		3,789.82	.00	3,789.82	67,226.39
0013 DISTRICT CLERK TECHNOLOGY FUND 0013-00-000-000-0000-11010 - CASH	56,081.76	0013	1,618.73	.00	1,618.73	57,700.49

05/05/2021 11:02
adam8298

TOM GREEN COUNTY
ACCOUNT SUMMARY TRIAL BALANCE FOR FY21/APR TO APR
FUND

IP 2
|glatrbal

ACCOUNT ACCOUNT NAME	BEG. BALANCE	ORG	DEBITS	CREDITS	NET CHANGE	END BALANCE
TOTALS FOR FUND 0013 DISTRICT CLERK TECHNOLOGY FUND	56,081.76		1,618.73	.00	1,618.73	57,700.49
0015 LIBRARY DONATIONS 0015-00-000-000-0000-11010 - CASH	327,430.43	0015	329.24	1,114.28	-785.04	326,645.39
TOTALS FOR FUND 0015 LIBRARY DONATIONS	327,430.43		329.24	1,114.28	-785.04	326,645.39
0016 COUNTY RECORDS MGMT FUND 0016-00-000-000-0000-11010 - CASH	6,479.88	0016	833.58	.00	833.58	7,313.46
TOTALS FOR FUND 0016 COUNTY RECORDS MGMT FUND	6,479.88		833.58	.00	833.58	7,313.46
0018 COURTHOUSE SECURITY 0018-00-000-000-0000-11010 - CASH	26,120.19	0018	4,866.27	437.65	4,428.62	30,548.81
TOTALS FOR FUND 0018 COURTHOUSE SECURITY	26,120.19		4,866.27	437.65	4,428.62	30,548.81
0019 COUNTY RECORDS MANAGEMENT 0019-00-000-000-0000-11010 - CASH	73,720.51	0019	5,501.89	5,488.05	13.84	73,734.35
TOTALS FOR FUND 0019 COUNTY RECORDS MANAGEMENT	73,720.51		5,501.89	5,488.05	13.84	73,734.35
0021 CRISIS INTERVENTION DONATIONS 0021-00-000-000-0000-11010 - CASH	14,370.80	0021	202.13	.00	202.13	14,572.93
TOTALS FOR FUND 0021 CRISIS INTERVENTION DONATIONS	14,370.80		202.13	.00	202.13	14,572.93
0022 LIBRARY BATES FUND 0022-00-000-000-0000-11010 - CASH	81,835.12	0022	12.14	.00	12.14	81,847.26
TOTALS FOR FUND 0022 LIBRARY BATES FUND	81,835.12		12.14	.00	12.14	81,847.26
0023 DISTRICT/COUNTY CRT TECH FUND 0023-00-000-000-0000-11010 - CASH	12,396.17	0023	263.45	.00	263.45	12,659.62

05/05/2021 11:02
adam8298

TOM GREEN COUNTY
ACCOUNT SUMMARY TRIAL BALANCE FOR FY21/APR TO APR
FUND

P 3
| glatrbal

ACCOUNT ACCOUNT NAME	BEG. BALANCE	ORG	DEBITS	CREDITS	NET CHANGE	END BALANCE
TOTALS FOR FUND 0023 DISTRICT/COUNTY CRT TECH FUND	12,396.17		263.45	.00	263.45	12,659.62
0024 SPECIALTY COURT 0024-00-000-000-0000-11010 - CASH	5,877.20	0024	946.61	.86	945.75	6,822.95
TOTALS FOR FUND 0024 SPECIALTY COURT	5,877.20		946.61	.86	945.75	6,822.95
0026 SPECIAL VENUE TRIALS RESERVE 0026-00-000-000-0000-11010 - CASH	750,000.00	0026	111.26	111.26	.00	750,000.00
TOTALS FOR FUND 0026 SPECIAL VENUE TRIALS RESERVE	750,000.00		111.26	111.26	.00	750,000.00
0027 TX COMMUNITY DEV BLOCK GRANT 0027-00-000-000-0000-11010 - CASH	5.00	0027	.00	.00	.00	5.00
TOTALS FOR FUND 0027 TX COMMUNITY DEV BLOCK GRANT	5.00		.00	.00	.00	5.00
0028 TRUANCY PREVENTION & DIVERSION 0028-00-000-000-0000-11010 - CASH	57,550.08	0028	3,906.94	7.86	3,899.08	61,449.16
TOTALS FOR FUND 0028 TRUANCY PREVENTION & DIVERSION	57,550.08		3,906.94	7.86	3,899.08	61,449.16
0030 CNTY CLERK PRESERV & ARCHIVE 0030-00-000-000-0000-11010 - CASH	135,012.82	0030	26,395.29	14,085.19	12,310.10	147,322.92
TOTALS FOR FUND 0030 CNTY CLERK PRESERV & ARCHIVE	135,012.82		26,395.29	14,085.19	12,310.10	147,322.92
0031 GUARDIANSHIP FUND 0031-00-000-000-0000-11010 - CASH	12,937.84	0031	1,373.33	.00	1,373.33	14,311.17
TOTALS FOR FUND 0031 GUARDIANSHIP FUND	12,937.84		1,373.33	.00	1,373.33	14,311.17
0032 CNTY CLERK ARCHIVE 0032-00-000-000-0000-11010 - CASH	153,576.69	0032	24,487.28	8,252.67	16,234.61	169,811.30

05/05/2021 11:02
adam8298

TOM GREEN COUNTY
ACCOUNT SUMMARY TRIAL BALANCE FOR FY21/APR TO APR
FUND

P 4
|glatrbal

ACCOUNT ACCOUNT NAME	BEG. BALANCE	ORG	DEBITS	CREDITS	NET CHANGE	END BALANCE
TOTALS FOR FUND 0032 CNTY CLERK ARCHIVE	153,576.69		24,487.28	8,252.67	16,234.61	169,811.30
0035 CHILD ABUSE PREVENTION 0035-00-000-000-0000-11010 - CASH	2,202.92	0035	60.84	.00	60.84	2,263.76
TOTALS FOR FUND 0035 CHILD ABUSE PREVENTION	2,202.92		60.84	.00	60.84	2,263.76
0036 THIRD COURT OF APPEALS 0036-00-000-000-0000-11010 - CASH	1,731.47	0036	1,088.10	1,706.70	-618.60	1,112.87
TOTALS FOR FUND 0036 THIRD COURT OF APPEALS	1,731.47		1,088.10	1,706.70	-618.60	1,112.87
0037 JUSTICE COURT SECURITY 0037-00-000-000-0000-11010 - CASH	107,010.50	0037	3,959.20	.00	3,959.20	110,969.70
TOTALS FOR FUND 0037 JUSTICE COURT SECURITY	107,010.50		3,959.20	.00	3,959.20	110,969.70
0038 WASTEWATER TREATMENT 0038-00-000-000-0000-11010 - CASH	330.00	0038	360.12	.12	360.00	690.00
TOTALS FOR FUND 0038 WASTEWATER TREATMENT	330.00		360.12	.12	360.00	690.00
0041 CA PRETRIAL DIVERSION FUND 0041-00-000-000-0000-11010 - CASH	18,374.70	0041	3,002.58	1,573.42	1,429.16	19,803.86
TOTALS FOR FUND 0041 CA PRETRIAL DIVERSION FUND	18,374.70		3,002.58	1,573.42	1,429.16	19,803.86
0043 DA PRETRIAL DIVERSION FUND 0043-00-000-000-0000-11010 - CASH	72,172.60	0043	4,010.35	2,238.24	1,772.11	73,944.71
TOTALS FOR FUND 0043 DA PRETRIAL DIVERSION FUND	72,172.60		4,010.35	2,238.24	1,772.11	73,944.71
0045 COUNTY ATTY FEE 0045-00-000-000-0000-11010 - CASH	6,950.74	0045	366.31	574.00	-207.69	6,743.05

05/05/2021 11:02
adam8298

TOM GREEN COUNTY
ACCOUNT SUMMARY TRIAL BALANCE FOR FY21/APR TO APR
FUND

P 5
|glatrbal

ACCOUNT ACCOUNT NAME	BEG. BALANCE	ORG	DEBITS	CREDITS	NET CHANGE	END BALANCE
TOTALS FOR FUND 0045 COUNTY ATTY FEE	6,950.74		366.31	574.00	-207.69	6,743.05
0047 JUROR DONATIONS 0047-00-000-000-0000-11010 - CASH	1,150.00	0047	.17	.17	.00	1,150.00
TOTALS FOR FUND 0047 JUROR DONATIONS	1,150.00		.17	.17	.00	1,150.00
0048 ELECTION CONTRACT SERVICES 0048-00-000-000-0000-11010 - CASH	94,675.45	0048	34,533.22	658.45	33,874.77	128,550.22
TOTALS FOR FUND 0048 ELECTION CONTRACT SERVICES	94,675.45		34,533.22	658.45	33,874.77	128,550.22
0050 51ST DISTRICT ATTY FEE 0050-00-000-000-0000-11010 - CASH	3,073.92	0050	158.72	.00	158.72	3,232.64
TOTALS FOR FUND 0050 51ST DISTRICT ATTY FEE	3,073.92		158.72	.00	158.72	3,232.64
0051 LATERAL ROAD 0051-00-000-000-0000-11010 - CASH	36,301.70	0051	5.39	.00	5.39	36,307.09
TOTALS FOR FUND 0051 LATERAL ROAD	36,301.70		5.39	.00	5.39	36,307.09
0052 51ST DISTRICT ATTY FORFEITURE 0052-00-000-000-0000-11010 - CASH	764,597.18	0052	903.14	2,708.14	-1,805.00	762,792.18
TOTALS FOR FUND 0052 51ST DISTRICT ATTY FORFEITURE	764,597.18		903.14	2,708.14	-1,805.00	762,792.18
0054 LOCAL PROVIDER PARTICIPATION 0054-00-000-000-0000-11010 - CASH	5,137,442.02	0054	436.39	.00	436.39	5,137,878.41
TOTALS FOR FUND 0054 LOCAL PROVIDER PARTICIPATION	5,137,442.02		436.39	.00	436.39	5,137,878.41
0055 119TH DISTRICT ATTY FEE 0055-00-000-000-0000-11010 - CASH	6,462.29	0055	304.61	.00	304.61	6,766.90

05/05/2021 11:02
adam8298

TOM GREEN COUNTY
ACCOUNT SUMMARY TRIAL BALANCE FOR FY21/APR TO APR
FUND

P 6
glatrbal

ACCOUNT ACCOUNT NAME	BEG. BALANCE	ORG	DEBITS	CREDITS	NET CHANGE	END BALANCE
TOTALS FOR FUND 0055 119TH DISTRICT ATTY FEE	6,462.29		304.61	.00	304.61	6,766.90
0056 CIVIL STATE FEES 0056-00-000-000-0000-11010 - CASH	136,847.86	0056	55,180.80	136,253.18	-81,072.38	55,775.48
TOTALS FOR FUND 0056 CIVIL STATE FEES	136,847.86		55,180.80	136,253.18	-81,072.38	55,775.48
0058 119TH DISTRICT ATTY FORFEITURE 0058-00-000-000-0000-11010 - CASH	39,032.77	0058	5.23	1,808.71	-1,803.48	37,229.29
TOTALS FOR FUND 0058 119TH DISTRICT ATTY FORFEITURE	39,032.77		5.23	1,808.71	-1,803.48	37,229.29
0061 BATTERING INTER & PREV PRGM 0061-00-000-000-0000-11010 - CASH	15,970.52	0061	2.36	3,519.48	-3,517.12	12,453.40
TOTALS FOR FUND 0061 BATTERING INTER & PREV PRGM	15,970.52		2.36	3,519.48	-3,517.12	12,453.40
0062 AIC/ACC ADDITIONAL FUNDING 0062-00-000-000-0000-11010 - CASH	-109,606.56	0062	112,280.52	32,015.86	80,264.66	-29,341.90
TOTALS FOR FUND 0062 AIC/ACC ADDITIONAL FUNDING	-109,606.56		112,280.52	32,015.86	80,264.66	-29,341.90
0063 CONCHO VALLEY TAIP 0063-00-000-000-0000-11010 - CASH	66,724.16	0063	698.28	12,594.07	-11,895.79	54,828.37
TOTALS FOR FUND 0063 CONCHO VALLEY TAIP	66,724.16		698.28	12,594.07	-11,895.79	54,828.37
0064 CONCHO VALLEY DRUG COURT 0064-00-000-000-0000-11010 - CASH	27,025.51	0064	824.18	4,458.55	-3,634.37	23,391.14
TOTALS FOR FUND 0064 CONCHO VALLEY DRUG COURT	27,025.51		824.18	4,458.55	-3,634.37	23,391.14
0065 CSCD BASIC SUPERVISION 0065-00-000-000-0000-11010 - CASH	1,397,993.85	0065	202,269.03	180,587.90	21,681.13	1,419,674.98

05/05/2021 11:02
adam8298

TOM GREEN COUNTY
ACCOUNT SUMMARY TRIAL BALANCE FOR FY21/APR TO APR
FUND

P 7
glatrbal

ACCOUNT ACCOUNT NAME	BEG. BALANCE	ORG	DEBITS	CREDITS	NET CHANGE	END BALANCE
TOTALS FOR FUND 0065 CSCD BASIC SUPERVISION	1,397,993.85		202,269.03	180,587.90	21,681.13	1,419,674.98
0066 CRTC MALE CCF 0066-00-000-000-0000-11010 - CASH	966,578.88	0066	29,375.39	178,080.36	-148,704.97	817,873.91
TOTALS FOR FUND 0066 CRTC MALE CCF	966,578.88		29,375.39	178,080.36	-148,704.97	817,873.91
0069 SUBSTANCE ABUSE CASELOAD 0069-00-000-000-0000-11010 - CASH	54,620.41	0069	7.65	18,624.90	-18,617.25	36,003.16
TOTALS FOR FUND 0069 SUBSTANCE ABUSE CASELOAD	54,620.41		7.65	18,624.90	-18,617.25	36,003.16
0071 STATE & MUNICIPAL FEES 0071-00-000-000-0000-11010 - CASH	60,482.64	0071	22,304.43	49,583.44	-27,279.01	33,203.63
TOTALS FOR FUND 0071 STATE & MUNICIPAL FEES	60,482.64		22,304.43	49,583.44	-27,279.01	33,203.63
0072 CRIMINAL STATE FEES 0072-00-000-000-0000-11010 - CASH	326,458.64	0072	112,329.38	325,170.81	-212,841.43	113,617.21
TOTALS FOR FUND 0072 CRIMINAL STATE FEES	326,458.64		112,329.38	325,170.81	-212,841.43	113,617.21
0073 GRAFFITI ERADICATION 0073-00-000-000-0000-11010 - CASH	636.27	0073	.09	.00	.09	636.36
TOTALS FOR FUND 0073 GRAFFITI ERADICATION	636.27		.09	.00	.09	636.36
0077 UNCLAIMED PROPERTY FUND 0077-00-000-000-0000-11010 - CASH	21,293.36	0077	10,131.48	.00	10,131.48	31,424.84
TOTALS FOR FUND 0077 UNCLAIMED PROPERTY FUND	21,293.36		10,131.48	.00	10,131.48	31,424.84
0078 BAIL BOND COLLATERAL 0078-00-000-000-0000-11010 - CASH	.00	0078	25,000.00	.00	25,000.00	25,000.00

//

05/05/2021 11:02
adam8298

TOM GREEN COUNTY
ACCOUNT SUMMARY TRIAL BALANCE FOR FY21/APR TO APR
FUND

P 8
glatrbal

ACCOUNT ACCOUNT NAME	BEG. BALANCE	ORG	DEBITS	CREDITS	NET CHANGE	END BALANCE
TOTALS FOR FUND 0078 BAIL BOND COLLATERAL	.00		25,000.00	.00	25,000.00	25,000.00
0082 JUDICIAL EFFICIENCY 0082-00-000-000-0000-11010 - CASH	42,700.09	0082	2,284.99	106.64	2,178.35	44,878.44
TOTALS FOR FUND 0082 JUDICIAL EFFICIENCY	42,700.09		2,284.99	106.64	2,178.35	44,878.44
0089 COB INTEREST & SINKING 0089-00-000-000-0000-11010 - CASH	1,307,724.95	0089	176,329.41	.00	176,329.41	1,484,054.36
TOTALS FOR FUND 0089 COB INTEREST & SINKING	1,307,724.95		176,329.41	.00	176,329.41	1,484,054.36
0095 PAYROLL 0095-00-000-000-0000-11010 - CASH	4,731.75	0095	4,271,140.36	4,271,104.15	36.21	4,767.96
TOTALS FOR FUND 0095 PAYROLL	4,731.75		4,271,140.36	4,271,104.15	36.21	4,767.96
0097 SHERIFF LEOSE 0097-00-000-000-0000-11010 - CASH	38,271.70	0097	5.96	300.00	-294.04	37,977.66
TOTALS FOR FUND 0097 SHERIFF LEOSE	38,271.70		5.96	300.00	-294.04	37,977.66
0098 CHILD RESTRAINT STATE FEE 0098-00-000-000-0000-11010 - CASH	5,204.86	0098	933.05	.57	932.48	6,137.34
TOTALS FOR FUND 0098 CHILD RESTRAINT STATE FEE	5,204.86		933.05	.57	932.48	6,137.34
0100 COUNTY ATTORNEY LEOSE 0100-00-000-000-0000-11010 - CASH	1,255.72	0100	.19	.00	.19	1,255.91
TOTALS FOR FUND 0100 COUNTY ATTORNEY LEOSE	1,255.72		.19	.00	.19	1,255.91
0102 CONSTABLE #1 LEOSE 0102-00-000-000-0000-11010 - CASH	5,159.21	0102	.77	315.00	-314.23	4,844.98

05/05/2021 11:02
adam8298

TOM GREEN COUNTY
ACCOUNT SUMMARY TRIAL BALANCE FOR FY21/APR TO APR
FUND

P 9
glatrbal

ACCOUNT ACCOUNT NAME	BEG. BALANCE	ORG	DEBITS	CREDITS	NET CHANGE	END BALANCE
TOTALS FOR FUND 0102 CONSTABLE #1 LEOSE	5,159.21		.77	315.00	-314.23	4,844.98
0103 CONSTABLE #2 LEOSE 0103-00-000-000-0000-11010 - CASH	8,380.59	0103	1.24	.00	1.24	8,381.83
TOTALS FOR FUND 0103 CONSTABLE #2 LEOSE	8,380.59		1.24	.00	1.24	8,381.83
0104 CONSTABLE #3 LEOSE 0104-00-000-000-0000-11010 - CASH	4,151.25	0104	.62	315.00	-314.38	3,836.87
TOTALS FOR FUND 0104 CONSTABLE #3 LEOSE	4,151.25		.62	315.00	-314.38	3,836.87
0105 CONSTABLE #4 LEOSE 0105-00-000-000-0000-11010 - CASH	2,682.03	0105	.40	315.00	-314.60	2,367.43
TOTALS FOR FUND 0105 CONSTABLE #4 LEOSE	2,682.03		.40	315.00	-314.60	2,367.43
0109 MHI SPEC NEEDS OFFENDER 0109-00-000-000-0000-11010 - CASH	17,093.71	0109	2.37	5,736.09	-5,733.72	11,359.99
TOTALS FOR FUND 0109 MHI SPEC NEEDS OFFENDER	17,093.71		2.37	5,736.09	-5,733.72	11,359.99
0110 JUVENILE DEFERRED PROCESSING 0110-00-000-000-0000-11010 - CASH	41,210.34	0110	205.62	.00	205.62	41,415.96
TOTALS FOR FUND 0110 JUVENILE DEFERRED PROCESSING	41,210.34		205.62	.00	205.62	41,415.96
0111 EXCESS CONTRIBUTIONS 0111-00-000-000-0000-11010 - CASH	17,539.46	0111	2.60	.00	2.60	17,542.06
TOTALS FOR FUND 0111 EXCESS CONTRIBUTIONS	17,539.46		2.60	.00	2.60	17,542.06
0112 JUVENILE RESTITUTION 0112-00-000-000-0000-11010 - CASH	.85	0112	.00	.00	.00	.85

05/05/2021 11:02
adam8298

TOM GREEN COUNTY
ACCOUNT SUMMARY TRIAL BALANCE FOR FY21/APR TO APR
FUND

P 10
|glatrbal

ACCOUNT ACCOUNT NAME	BEG. BALANCE	ORG	DEBITS	CREDITS	NET CHANGE	END BALANCE
TOTALS FOR FUND 0112 JUVENILE RESTITUTION	.85		.00	.00	.00	.85
0114 CHILD SAFETY FEE COUNTY SHARE 0114-00-000-000-0000-11010 - CASH	36,271.80	0114	2,307.52	3,580.00	-1,272.48	34,999.32
TOTALS FOR FUND 0114 CHILD SAFETY FEE COUNTY SHARE	36,271.80		2,307.52	3,580.00	-1,272.48	34,999.32
0116 CRTC FEMALE CCF 0116-00-000-000-0000-11010 - CASH	1,397,762.50	0116	20,982.45	206,675.37	-185,692.92	1,212,069.58
TOTALS FOR FUND 0116 CRTC FEMALE CCF	1,397,762.50		20,982.45	206,675.37	-185,692.92	1,212,069.58
0117 JUVENILE UNCLAIMED RESTITUTION 0117-00-000-000-0000-11010 - CASH	5,074.80	0117	.75	.00	.75	5,075.55
TOTALS FOR FUND 0117 JUVENILE UNCLAIMED RESTITUTION	5,074.80		.75	.00	.75	5,075.55
0120 2018 COB CAPITAL PROJECTS 0120-00-000-000-0000-11010 - CASH	96,909.38	0120	800,010.50	28,917.95	771,092.55	868,001.93
TOTALS FOR FUND 0120 2018 COB CAPITAL PROJECTS	96,909.38		800,010.50	28,917.95	771,092.55	868,001.93
0125 TGC BENEFITS TRUST 0125-00-000-000-0000-11010 - CASH	.00	0125	399,704.54	399,704.54	.00	.00
TOTALS FOR FUND 0125 TGC BENEFITS TRUST	.00		399,704.54	399,704.54	.00	.00
0150 COMMUNITY RE-ENRICHMENT WORK 0150-00-000-000-0000-11010 - CASH	26,115.34	0150	4.07	7,757.14	-7,753.07	18,362.27
TOTALS FOR FUND 0150 COMMUNITY RE-ENRICHMENT WORK	26,115.34		4.07	7,757.14	-7,753.07	18,362.27
0155 DOMESTIC VIOLENCE CASELOAD 0155-00-000-000-0000-11010 - CASH	26,578.00	0155	3.64	6,093.85	-6,090.21	20,487.79

05/05/2021 11:02
adam8298

TOM GREEN COUNTY
ACCOUNT SUMMARY TRIAL BALANCE FOR FY21/APR TO APR
FUND

P 11
glatrbal

ACCOUNT ACCOUNT NAME	BEG. BALANCE	ORG	DEBITS	CREDITS	NET CHANGE	END BALANCE
TOTALS FOR FUND 0155 DOMESTIC VIOLENCE CASELOAD	26,578.00		3.64	6,093.85	-6,090.21	20,487.79
0156 SEX OFFENDER COUNSELING 0156-00-000-000-0000-11010 - CASH	34,310.41	0156	3,744.61	9,062.12	-5,317.51	28,992.90
TOTALS FOR FUND 0156 SEX OFFENDER COUNSELING	34,310.41		3,744.61	9,062.12	-5,317.51	28,992.90
0157 PRETRIAL DIVERSION PROGRAM 0157-00-000-000-0000-11010 - CASH	35,923.51	0157	4.77	2,365.26	-2,360.49	33,563.02
TOTALS FOR FUND 0157 PRETRIAL DIVERSION PROGRAM	35,923.51		4.77	2,365.26	-2,360.49	33,563.02
0401 SHERIFF FORFEITURE 0401-00-000-000-0000-11010 - CASH	201,915.39	0401	826.79	4,719.50	-3,892.71	198,022.68
TOTALS FOR FUND 0401 SHERIFF FORFEITURE	201,915.39		826.79	4,719.50	-3,892.71	198,022.68
0500 STATE AID REGIONAL 0500-00-000-000-0000-11010 - CASH	.00	0500	87,024.07	87,024.07	.00	.00
TOTALS FOR FUND 0500 STATE AID REGIONAL	.00		87,024.07	87,024.07	.00	.00
0503 COMM CORRECTIONS LOCAL 0503-00-000-000-0000-11010 - CASH	109,462.71	0503	14.24	3,803.01	-3,788.77	105,673.94
TOTALS FOR FUND 0503 COMM CORRECTIONS LOCAL	109,462.71		14.24	3,803.01	-3,788.77	105,673.94
0504 TITLE IV E REGIONAL 0504-00-000-000-0000-11010 - CASH	154,722.41	0504	63.86	21.17	42.69	154,765.10
TOTALS FOR FUND 0504 TITLE IV E REGIONAL	154,722.41		63.86	21.17	42.69	154,765.10
0508 TYC REGIONAL 0508-00-000-000-0000-11010 - CASH	14,115.03	0508	1.94	1.94	.00	14,115.03

TOM GREEN COUNTY INDEBTEDNESS

April 2021 Ending Balance

FUND 080 COMBINATION TAX & LIMITED SURPLUS REVENUE CERTIFICATES OF OBLIGATION, SERIES 2018

Cusip NO. Prefix: 889642

MATURITY SCHEDULE \$7,960,000

\$4,670,000 Serial Certificates

PREVIOUS BALANCE OUTSTANDING	PRINCIPAL AMOUNT DUE	CURRENT BALANCE OUTSTANDING	SCHEDULED DUE DATE	
7,960,000.00	\$0.00	\$7,960,000.00	1-Feb-18	
7,960,000.00	\$160,000.00	\$7,800,000.00	1-Feb-19	GX6 PAID
7,800,000.00	\$250,000.00	\$7,550,000.00	1-Feb-20	GY4 PAID
7,550,000.00	\$265,000.00	\$7,285,000.00	1-Feb-21	GZ1 PAID
7,285,000.00	\$275,000.00	\$7,010,000.00	1-Feb-22	HA5
7,010,000.00	\$290,000.00	\$6,720,000.00	1-Feb-23	HB3
6,720,000.00	\$305,000.00	\$6,415,000.00	1-Feb-24	HC1
6,415,000.00	\$320,000.00	\$6,095,000.00	1-Feb-25	HD9
6,095,000.00	\$340,000.00	\$5,755,000.00	1-Feb-26	HE7
5,755,000.00	\$355,000.00	\$5,400,000.00	1-Feb-27	HF4
5,400,000.00	\$375,000.00	\$5,025,000.00	1-Feb-28	HG2
5,025,000.00	\$390,000.00	\$4,635,000.00	1-Feb-29	HH0
4,635,000.00	\$400,000.00	\$4,235,000.00	1-Feb-30	HJ6
4,235,000.00	\$415,000.00	\$3,820,000.00	1-Feb-31	HK3
3,820,000.00	\$430,000.00	\$3,390,000.00	1-Feb-32	HK3
3,390,000.00	\$445,000.00	\$2,945,000.00	1-Feb-33	HK3
2,945,000.00	\$455,000.00	\$2,490,000.00	1-Feb-34	HK3
2,490,000.00	\$470,000.00	\$2,020,000.00	1-Feb-35	HK3
2,020,000.00	\$480,000.00	\$1,540,000.00	1-Feb-36	HK3
1,540,000.00	\$500,000.00	\$1,040,000.00	1-Feb-37	HK3
1,040,000.00	\$510,000.00	\$530,000.00	1-Feb-38	HK3
530,000.00	\$530,000.00	\$0.00	1-Feb-39	HM9

05/05/2021 11:02
adam8298

TOM GREEN COUNTY
ACCOUNT SUMMARY TRIAL BALANCE FOR FY21/APR TO APR
FUND

P 12
glatrbal

ACCOUNT ACCOUNT NAME	BEG. BALANCE	ORG	DEBITS	CREDITS	NET CHANGE	END BALANCE
TOTALS FOR FUND 0508 TYC REGIONAL	14,115.03		1.94	1.94	.00	14,115.03
0509 PRIOR YR INTEREST REGIONAL 0509-00-000-000-0000-11010 - CASH	11,855.01	0509	21.53	.00	21.53	11,876.54
TOTALS FOR FUND 0509 PRIOR YR INTEREST REGIONAL	11,855.01		21.53	.00	21.53	11,876.54
0517 TITLE IV E INT COKE 0517-00-000-000-0000-11010 - CASH	9,736.86	0517	21.17	.00	21.17	9,758.03
TOTALS FOR FUND 0517 TITLE IV E INT COKE	9,736.86		21.17	.00	21.17	9,758.03
0541 TGC DIVERSION GRANT 0541-00-000-000-0000-11010 - CASH	-40,131.08	0541	.00	6,320.83	-6,320.83	-46,451.91
TOTALS FOR FUND 0541 TGC DIVERSION GRANT	-40,131.08		.00	6,320.83	-6,320.83	-46,451.91
0560 BASIC PROBATION SERVICES-REG 0560-00-000-000-0000-11010 - CASH	15,027.76	0560	9,438.05	7,585.68	1,852.37	16,880.13
TOTALS FOR FUND 0560 BASIC PROBATION SERVICES-REG	15,027.76		9,438.05	7,585.68	1,852.37	16,880.13
0561 COMMUNITY PROGRAMS-REGIONAL 0561-00-000-000-0000-11010 - CASH	8,917.90	0561	3,485.08	3,208.62	276.46	9,194.36
TOTALS FOR FUND 0561 COMMUNITY PROGRAMS-REGIONAL	8,917.90		3,485.08	3,208.62	276.46	9,194.36
0562 PRE & POST ADJUDICATION - REG 0562-00-000-000-0000-11010 - CASH	-3,726.97	0562	2,000.00	2,767.66	-767.66	-4,494.63
TOTALS FOR FUND 0562 PRE & POST ADJUDICATION - REG	-3,726.97		2,000.00	2,767.66	-767.66	-4,494.63
0563 COMMITMENT DIVERSION - REG 0563-00-000-000-0000-11010 - CASH	3,809.00	0563	476.47	.47	476.00	4,285.00

05/05/2021 11:02
adam8298

TOM GREEN COUNTY
ACCOUNT SUMMARY TRIAL BALANCE FOR FY21/APR TO APR
FUND

P 13
|glatrbal

ACCOUNT ACCOUNT NAME	BEG. BALANCE	ORG	DEBITS	CREDITS	NET CHANGE	END BALANCE
TOTALS FOR FUND 0563 COMMITMENT DIVERSION - REG	3,809.00		476.47	.47	476.00	4,285.00
0564 MENTAL HEALTH SERVICES - REG 0564-00-000-000-0000-11010 - CASH	1,206.23	0564	908.13	842.10	66.03	1,272.26
TOTALS FOR FUND 0564 MENTAL HEALTH SERVICES - REG	1,206.23		908.13	842.10	66.03	1,272.26
0570 BASIC PROBATION SUPERVISION 0570-00-000-000-0000-11010 - CASH	13,027.57	0570	8,276.06	6,209.34	2,066.72	15,094.29
TOTALS FOR FUND 0570 BASIC PROBATION SUPERVISION	13,027.57		8,276.06	6,209.34	2,066.72	15,094.29
0571 COMMUNITY PROGRAMS 0571-00-000-000-0000-11010 - CASH	28,780.41	0571	17,782.22	17,024.00	758.22	29,538.63
TOTALS FOR FUND 0571 COMMUNITY PROGRAMS	28,780.41		17,782.22	17,024.00	758.22	29,538.63
0572 PRE & POST ADJUDICATION 0572-00-000-000-0000-11010 - CASH	232,335.44	0572	34,647.02	17,368.96	17,278.06	249,613.50
TOTALS FOR FUND 0572 PRE & POST ADJUDICATION	232,335.44		34,647.02	17,368.96	17,278.06	249,613.50
0573 COMMITMENT DIVERSION 0573-00-000-000-0000-11010 - CASH	-3,967.20	0573	1,481.00	1,955.80	-474.80	-4,442.00
TOTALS FOR FUND 0573 COMMITMENT DIVERSION	-3,967.20		1,481.00	1,955.80	-474.80	-4,442.00
0574 MENTAL HEALTH SERVICES 0574-00-000-000-0000-11010 - CASH	14,678.76	0574	4,811.74	3,484.76	1,326.98	16,005.74
TOTALS FOR FUND 0574 MENTAL HEALTH SERVICES	14,678.76		4,811.74	3,484.76	1,326.98	16,005.74
0582 TYC TGC PAROLE SERVICES 0582-00-000-000-0000-11010 - CASH	36,962.58	0582	122.11	5.11	117.00	37,079.58

05/05/2021 11:02
adam8298

TOM GREEN COUNTY
ACCOUNT SUMMARY TRIAL BALANCE FOR FY21/APR TO APR
FUND

P 14
glatrbal

ACCOUNT ACCOUNT NAME	BEG. BALANCE	ORG	DEBITS	CREDITS	NET CHANGE	END BALANCE
TOTALS FOR FUND 0582 TYC TGC PAROLE SERVICES	36,962.58		122.11	5.11	117.00	37,079.58
0583 TITLE IV E TGC 0583-00-000-000-0000-11010 - CASH	1,235,956.12	0583	673.78	287.36	386.42	1,236,342.54
TOTALS FOR FUND 0583 TITLE IV E TGC	1,235,956.12		673.78	287.36	386.42	1,236,342.54
0595 SPECIAL NEEDS DIVERSIONARY PRM 0595-00-000-000-0000-11010 - CASH	3,485.15	0595	2,662.37	2,466.35	196.02	3,681.17
TOTALS FOR FUND 0595 SPECIAL NEEDS DIVERSIONARY PRM	3,485.15		2,662.37	2,466.35	196.02	3,681.17
0597 TITLE IV E INT TGC 0597-00-000-000-0000-11010 - CASH	59,010.05	0597	169.11	.00	169.11	59,179.16
TOTALS FOR FUND 0597 TITLE IV E INT TGC	59,010.05		169.11	.00	169.11	59,179.16
0599 PRIOR YR INTEREST TGC 0599-00-000-000-0000-11010 - CASH	6,895.21	0599	42.47	.00	42.47	6,937.68
TOTALS FOR FUND 0599 PRIOR YR INTEREST TGC	6,895.21		42.47	.00	42.47	6,937.68
0600 REIM FOR MANDATED FUNDING 0600-00-000-000-0000-11010 - CASH	-3,922.87	0600	67,344.78	11,730.78	55,614.00	51,691.13
TOTALS FOR FUND 0600 REIM FOR MANDATED FUNDING	-3,922.87		67,344.78	11,730.78	55,614.00	51,691.13
0613 DISTRICT ATTY GRANTS 0613-00-000-000-0000-11010 - CASH	-16,950.15	0613	5,004.19	6,564.43	-1,560.24	-18,510.39
TOTALS FOR FUND 0613 DISTRICT ATTY GRANTS	-16,950.15		5,004.19	6,564.43	-1,560.24	-18,510.39
0625 COUNTY ATTY GRANTS 0625-00-000-000-0000-11010 - CASH	-6,494.92	0625	3,247.46	3,247.46	.00	-6,494.92

05/05/2021 11:02
adam8298

TOM GREEN COUNTY
ACCOUNT SUMMARY TRIAL BALANCE FOR FY21/APR TO APR
FUND

P 15
glatrbal

ACCOUNT ACCOUNT NAME	BEG. BALANCE	ORG	DEBITS	CREDITS	NET CHANGE	END BALANCE
TOTALS FOR FUND 0625 COUNTY ATTY GRANTS	-6,494.92		3,247.46	3,247.46	.00	-6,494.92
0654 SHERIFF GRANTS 0654-00-000-000-0000-11010 - CASH	-14,797.04	0654	11,539.15	7,667.89	3,871.26	-10,925.78
TOTALS FOR FUND 0654 SHERIFF GRANTS	-14,797.04		11,539.15	7,667.89	3,871.26	-10,925.78
0665 ADULT PROBATION GRANTS 0665-00-000-000-0000-11010 - CASH	-1,830.05	0665	.00	1,830.05	-1,830.05	-3,660.10
TOTALS FOR FUND 0665 ADULT PROBATION GRANTS	-1,830.05		.00	1,830.05	-1,830.05	-3,660.10
0699 BLOCK GRANTS 0699-00-000-000-0000-11010 - CASH	709,093.94	0699	472,737.04	1,023,342.99	-550,605.95	158,487.99
TOTALS FOR FUND 0699 BLOCK GRANTS	709,093.94		472,737.04	1,023,342.99	-550,605.95	158,487.99
REPORT TOTALS	17,853,108.56		15,342,676.75	13,885,011.47	1,457,665.28	19,310,773.84

** END OF REPORT - Generated by ADAM NUNEZ **

05/05/2021 11:03
adam8298

TOM GREEN COUNTY
ACCOUNT SUMMARY TRIAL BALANCE FOR FY21/APR TO APR
FUND

P 1
glatrbal

ACCOUNT ACCOUNT NAME	BEG. BALANCE	ORG	DEBITS	CREDITS	NET CHANGE	END BALANCE
0001-00-000-000-0000-11513 - CERTIFICATE OF DEPOSITS	5,452,197.80	0001	2,899.22	782.80	2,116.42	5,454,314.22
0001-00-000-000-0000-11515 - TEXAS CLASS	23,634,352.53	0001	2,093.45	16.74	2,076.71	23,636,429.24
0001-00-000-000-0000-11517 - TEXPOOL INVESTMENTS	6,251,424.68	0001	112.51	1,000,000.00	-999,887.49	5,251,537.19
0001-00-000-000-0000-11518 - TEXPOOL PRIME INVESTMENTS	6,252,376.53	0001	543.80	1,000,000.00	-999,456.20	5,252,920.33
TOTALS FOR FUND 0001 GENERAL FUND	41,590,351.54		5,648.98	2,000,799.54	-1,995,150.56	39,595,200.98
0078 BAIL BOND COLLATERAL 0078-00-000-000-0000-11513 - CERTIFICATE OF DEPOSITS	360,000.00	0078	.00	.00	.00	360,000.00
0078-00-000-000-0000-11515 -CLEAR TEXAS CLASS	150,087.85	0078	13.37	.00	13.37	150,101.22
0078-00-000-000-0000-11515 -JENKI TEXAS CLASS	10,005.85	0078	.93	.00	.93	10,006.78
0078-00-000-000-0000-11515 -QUICK TEXAS CLASS	27,015.82	0078	2.44	.00	2.44	27,018.26
TOTALS FOR FUND 0078 BAIL BOND COLLATERAL	547,109.52		16.74	.00	16.74	547,126.26
0120 2018 COB CAPITAL PROJECTS 0120-00-000-000-0000-11515 - TEXAS CLASS	1,894,193.18	0120	173.41	800,000.00	-799,826.59	1,094,366.59
TOTALS FOR FUND 0120 2018 COB CAPITAL PROJECTS	1,894,193.18		173.41	800,000.00	-799,826.59	1,094,366.59
REPORT TOTALS	44,031,654.24		5,839.13	2,800,799.54	-2,794,960.41	41,236,693.83

** END OF REPORT - Generated by ADAM NUNEZ **

Interest Earned

Bank Service Charge

Credit Card Balance

Electronic Filing Balance

Wells Fargo (Oper)**Texas Class (Annual Yield)**

Interest Earned (Posted)	Interest Rate (Posted)	Interest Variance (Posted)	Fiscal	Interest Earned	Interest Rate	Interest Variance
\$ 617.70	0.1600%		Oct-20	\$ 2,529.06	0.1771%	
\$ 728.75	0.1600%	0.0000%	Nov-20	\$ 1,618.23	0.1486%	-0.0285%
\$ 767.18	0.1600%	0.0000%	Dec-20	\$ 1,461.15	0.1398%	-0.0088%
\$ 956.46	0.1600%	0.0000%	Jan-21	\$ 1,754.56	0.1316%	-0.0082%
\$ 773.71	0.1600%	0.0000%	Feb-21	\$ 1,817.07	0.1090%	-0.0226%
\$ 747.27	0.1600%	0.0000%	Mar-21	\$ 2,250.12	0.1051%	-0.0039%
\$ 833.40	0.1600%	0.0000%	Apr-21	\$ 1,753.08	0.0840%	-0.0211%
\$ -	0.0000%	0.0000%	May-21	\$ -	0.0000%	0.0000%
\$ -	0.0000%	0.0000%	Jun-21	\$ -	0.0000%	0.0000%
\$ -	0.0000%	0.0000%	Jul-21	\$ -	0.0000%	0.0000%
\$ -	0.0000%	0.0000%	Aug-21	\$ -	0.0000%	0.0000%
\$ -	0.0000%	0.0000%	Sep-21	\$ -	0.0000%	0.0000%
\$ 5,424.47	0.0933%		TTD	\$ 13,183.27	0.0746%	

* Wells Fargo Interest is only for the OPER Account - the Munis detail will include all bank accounts

Texpool (Avg Monthly Rate)**Texpool Prime (Avg Mthly Rate)**

Interest Earned	Interest Rate	Interest Variance	Fiscal	Interest Earned	Interest Rate	Interest Variance
\$ 321.72	0.1335%		Oct-20	\$ 555.96	0.2281%	
\$ 287.19	0.1231%	-0.0104%	Nov-20	\$ 383.38	0.1625%	-0.0656%
\$ 224.76	0.0909%	-0.0322%	Dec-20	\$ 357.22	0.1431%	-0.0194%
\$ 343.31	0.0793%	-0.0116%	Jan-21	\$ 519.75	0.1192%	-0.0239%
\$ 247.81	0.0431%	-0.0362%	Feb-21	\$ 559.85	0.0973%	-0.0219%
\$ 112.51	0.0187%	-0.0244%	Mar-21	\$ 543.80	0.0916%	-0.0057%
\$ 63.21	0.0135%	-0.0052%	Apr-21	\$ 385.56	0.0830%	-0.0086%
\$ -	0.0000%	0.0000%	May-21	\$ -	0.0000%	0.0000%
\$ -	0.0000%	0.0000%	Jun-21	\$ -	0.0000%	0.0000%
\$ -	0.0000%	0.0000%	Jul-21	\$ -	0.0000%	0.0000%
\$ -	0.0000%	0.0000%	Aug-21	\$ -	0.0000%	0.0000%
\$ -	0.0000%	0.0000%	Sep-21	\$ -	0.0000%	0.0000%
\$ 1,600.51	0.0418%		TTD	\$ 3,305.52	0.0771%	

05/11/2021
08:59:22

TOM GREEN COUNTY
INTEREST

FROM 2021 01 TO 2021 13

	ORIGINAL APPROP	TRANFRS/ ADJSTMTS	REVISED BUDGET	ACTUALS	ENCUMBRANCES	AVAILABLE BUDGET	PCT USED
43701 DEPOSITORY INTEREST	15,200	0	15,200	16,019.34	.00	-819.34	105.4%
TOTAL REVENUES	15,200	0	15,200	16,019.34	.00	-819.34	
43702 TX CLASS ASSET SECURITY INT	0	0	0	.00	.00	.00	.0%
43703 CERTIFICATE OF DEPOSIT INTERES	100,000	0	100,000	24,251.13	.00	75,748.87	24.3%
TOTAL REVENUES	100,000	0	100,000	24,251.13	.00	75,748.87	
43705 TEXAS CLASS INTEREST	197,500	0	197,500	13,183.27	.00	184,316.73	6.7%
TOTAL REVENUES	197,500	0	197,500	13,183.27	.00	184,316.73	
43707 TEXPOOL INTEREST	30,000	0	30,000	1,600.51	.00	28,399.49	5.3%
TOTAL REVENUES	30,000	0	30,000	1,600.51	.00	28,399.49	
43708 TEXPOOL PRIME INTEREST	40,000	0	40,000	3,305.52	.00	36,694.48	8.3%
TOTAL REVENUES	40,000	0	40,000	3,305.52	.00	36,694.48	
43711 GAIN ON INVESTMENT	0	0	0	.00	.00	.00	.0%
43712 MINERAL INTEREST	500	0	500	495.63	.00	4.37	99.1%
TOTAL REVENUES	500	0	500	495.63	.00	4.37	
GRAND TOTAL	383,200	0	383,200	58,855.40	.00	324,344.60	15.4%

05/11/2021
08:58:25

TOM GREEN COUNTY
BANK SERVICE CHARGE

FROM 2021 01 TO 2021 13

	ORIGINAL APPROP	TRANFRS/ ADJSTMTS	REVISED BUDGET	ACTUALS	ENCUMBRANCES	AVAILABLE BUDGET	PCT USED
70444 BANK SVC CHARGES	35,000	0	35,000	31,749.13	.00	3,250.87	90.7%
TOTAL EXPENSES	35,000	0	35,000	31,749.13	.00	3,250.87	
GRAND TOTAL	35,000	0	35,000	31,749.13	.00	3,250.87	90.7%

05/05/2021 11:04
adam8298

TOM GREEN COUNTY
ACCOUNT SUMMARY TRIAL BALANCE FOR FY21/APR TO APR
FUND

P 1
|glatrbal

ACCOUNT ACCOUNT NAME	BEG. BALANCE	ORG	DEBITS	CREDITS	NET CHANGE	END BALANCE
0001-00-000-000-0000-11703 - COUNTY CLERK CREDIT CARD	3,425.50	0001	40,877.75	41,783.00	-905.25	2,520.25
0001-00-000-000-0000-11714 - DISTRICT CLERK CREDIT CARD	2,782.88	0001	19,168.00	18,006.00	1,162.00	3,944.88
0001-00-000-000-0000-11715 - JP1 CREDIT CARD CLEARING ACCT	899.93	0001	10,952.80	9,162.00	1,790.80	2,690.73
0001-00-000-000-0000-11716 - JP2 CREDIT CARD CLEARING ACCT	10,822.13	0001	107,612.91	103,497.00	4,115.91	14,938.04
0001-00-000-000-0000-11717 - JP3 CREDIT CARD CLEARING ACCT	6,010.34	0001	27,975.96	32,027.00	-4,051.04	1,959.30
0001-00-000-000-0000-11718 - JP4 CREDIT CARD CLEARING ACCT	1,348.60	0001	25,425.31	22,076.16	3,349.15	4,697.75
0001-00-000-000-0000-11723 - COUNTY CLERK EFILE ACCOUNT	2,257.00	0001	29,738.00	29,605.00	133.00	2,390.00
0001-00-000-000-0000-11724 - DISTRICT CLERK EFILE ACCOUNT	4,424.00	0001	24,517.00	23,827.00	690.00	5,114.00
0001-00-000-000-0000-11725 - JP#1 EFILE ACCOUNT	5.00	0001	.00	.00	.00	5.00
0001-00-000-000-0000-11726 - JP#2 EFILE ACCOUNT	5.00	0001	.00	.00	.00	5.00
0001-00-000-000-0000-11727 - JP#3 EFILE ACCOUNT	5.00	0001	.00	.00	.00	5.00
0001-00-000-000-0000-11728 - JP#4 EFILE ACCOUNT	5.00	0001	998.00	552.00	446.00	451.00
0001-00-000-000-0000-11750 - ACH/WIRE BANK ACCOUNT IRS	-57.00	0001	775.00	713.00	62.00	5.00
0001-00-000-000-0000-11780 - LIBRARY CREDIT CARD CLEARING	111.32	0001	3,058.38	2,544.42	513.96	625.28
0001-01-000-036-0000-11733 - RESEARCH TX CLEARING - CC	5.00	00010360	7.90	7.90	.00	5.00
0001-01-000-036-0000-11734 - RESEARCH TX CLEARING - DC	5.00	00010360	1.50	1.50	.00	5.00
TOTALS FOR FUND 0001 GENERAL FUND	32,054.70		291,108.51	283,801.98	7,306.53	39,361.23
REPORT TOTALS	32,054.70		291,108.51	283,801.98	7,306.53	39,361.23

** END OF REPORT - Generated by ADAM NUNEZ **

Bond Indebtedness

TOM GREEN COUNTY INDEBTEDNESS

April 2021 Ending Balance

FUND 087 TAX NOTES SERIES 2009

TAX NOTES, SERIES 2009

2.4970300% (Net Eff Int Rate - Texas Vernon's)

ORIGINAL DEBT ISSUED \$8,350,000.00

TOM GREEN COUNTY INDEBTEDNESS

15 Certificate of Obligation

FUND 089 CERTIFICATE OF OBLIGATION SERIES 2015

3.54075300% (Net Eff Int Rate - Texas Vernon's)

ORIGINAL DEBT ISSUED \$50,000,000.00

PREVIOUS BALANCE OUTSTANDING	PRINCIPAL PAYMENT DUE	CURRENT BALANCE OUTSTANDING	SCHEDULED DUE DATE	
50,000,000.00	\$0.00	50,000,000.00	01-Feb-16	
50,000,000.00	\$0.00	50,000,000.00	01-Feb-17	
50,000,000.00	\$1,365,000.00	48,635,000.00	01-Feb-18	<u>PAID</u>
48,635,000.00	\$1,525,000.00	47,110,000.00	01-Feb-19	<u>PAID</u>
47,110,000.00	\$1,605,000.00	45,505,000.00	01-Feb-20	<u>PAID</u>
45,505,000.00	\$1,690,000.00	43,815,000.00	01-Feb-21	<u>PAID</u>
43,815,000.00	\$1,775,000.00	42,040,000.00	01-Feb-22	
42,040,000.00	\$1,865,000.00	40,175,000.00	01-Feb-23	
40,175,000.00	\$1,940,000.00	38,235,000.00	01-Feb-24	
38,235,000.00	\$2,020,000.00	36,215,000.00	01-Feb-25	
36,215,000.00	\$2,125,000.00	34,090,000.00	01-Feb-26	
34,090,000.00	\$2,235,000.00	31,855,000.00	01-Feb-27	
31,855,000.00	\$2,325,000.00	29,530,000.00	01-Feb-28	
29,530,000.00	\$2,420,000.00	27,110,000.00	01-Feb-29	
27,110,000.00	\$2,520,000.00	24,590,000.00	01-Feb-30	
24,590,000.00	\$2,630,000.00	21,960,000.00	01-Feb-31	
21,960,000.00	\$2,765,000.00	19,195,000.00	01-Feb-32	
19,195,000.00	\$2,880,000.00	16,315,000.00	01-Feb-33	
16,315,000.00	\$2,995,000.00	13,320,000.00	01-Feb-34	
13,320,000.00	\$3,130,000.00	10,190,000.00	01-Feb-35	
10,190,000.00	\$3,270,000.00	6,920,000.00	01-Feb-36	
6,920,000.00	\$3,395,000.00	3,525,000.00	01-Feb-37	
3,525,000.00	\$3,525,000.00	0.00	01-Feb-38	

* PRINCIPAL PAYMENTS DUE ANNUALLY ON THE 1st DAY OF FEBRUARY. ACTUALLY PAID EVERY JANUARY

** INTEREST PAYMENTS ARE DUE SEMI-ANNUALLY ON THE 1st DAY OF FEBRUARY AND AUGUST

Bank Collateral

LGC Sec. 116.084. INADEQUATE SECURITY. If for any reason the county funds on deposit with the county depository exceed the amount of security pledged, the depository shall immediately pledge additional security with the commissioners court.

Acts 1987, 70th Leg., ch. 149, Sec. 1, eff. Sept. 1, 1987.

TOM GREEN COUNTY INDEBTEDNESS

April 2021 Ending Balance

FUND 081 COMBINATION TAX & LIMITED SURPLUS REVENUE CERTIFICATES OF OBLIGATION ,SERIES 2017

Cusip Prefix 889642

PREVIOUS BALANCE OUTSTANDING	PRINCIPAL PAYMENT DUE	CURRENT BALANCE OUTSTANDING	SCHEDULED DUE DATE	
9,515,000.00	\$0.00	9,515,000.00	01-Feb-17	
9,515,000.00	\$170,000.00	9,345,000.00	01-Feb-18 GJ7	<u>PAID</u>
9,345,000.00	\$305,000.00	9,040,000.00	01-Feb-19 GK4	<u>PAID</u>
9,040,000.00	\$310,000.00	8,730,000.00	01-Feb-20 GL2	<u>PAID</u>
8,730,000.00	\$345,000.00	8,385,000.00	01-Feb-21 GM0	<u>PAID</u>
8,385,000.00	\$355,000.00	8,030,000.00	01-Feb-22 GN8	
8,030,000.00	\$365,000.00	7,665,000.00	01-Feb-23 GP3	
7,665,000.00	\$380,000.00	7,285,000.00	01-Feb-24 GQ1	
7,285,000.00	\$395,000.00	6,890,000.00	01-Feb-25 GR9	
6,890,000.00	\$415,000.00	6,475,000.00	01-Feb-26 GS7	
6,475,000.00	\$430,000.00	6,045,000.00	01-Feb-27 GT5	
6,045,000.00	\$445,000.00	5,600,000.00	01-Feb-28 GU2	
5,600,000.00	\$500,000.00	5,100,000.00	01-Feb-29 GV0	
5,100,000.00	\$510,000.00	4,590,000.00	01-Feb-30 GV0	
4,590,000.00	\$525,000.00	4,065,000.00	01-Feb-31 GV0	
4,065,000.00	\$540,000.00	3,525,000.00	01-Feb-32 GV0	
3,525,000.00	\$555,000.00	2,970,000.00	01-Feb-33 GV0	
2,970,000.00	\$570,000.00	2,400,000.00	01-Feb-34 GV0	
2,400,000.00	\$585,000.00	1,815,000.00	01-Feb-35 GV0	
1,815,000.00	\$600,000.00	1,215,000.00	01-Feb-36 GV0	
1,215,000.00	\$615,000.00	600,000.00	01-Feb-37 GV0	
600,000.00	\$600,000.00	0.00	01-Feb-38 GW8	



Public Funds Collateral Management Team
 333 Market St 4th Floor
 San Francisco, CA 94105-2100
 Phone: 1-877-479-6603
 publicfundscollateral@wellsfargo.com

PUBLIC FUNDS

STATEMENT PERIOD

04/01/2021 - 04/30/2021

XNPBFMDTDR 1 000115



TOM GREEN COUNTY
 DIANNA SPIEKER
 112 W BEAUREGARD AVE
 COUNTY TREASURER
 SAN ANGELO, TX 76903-5835

DAILY COLLATERAL REPORT

Date	Deposit Total	FDIC Insurance	Total Deposits Requiring Collateral	Collateral Value	Required Collateral Level	Collateral Value vs. Required Collateral
04/01/2021	22,279,332.61	1,500,000.00	20,779,332.61	29,897,483.13	22,857,265.87	7,040,217.26
04/02/2021	22,182,841.83	1,500,000.00	20,682,841.83	29,903,861.15	22,751,126.01	7,152,735.14
04/03/2021	22,182,841.83	1,500,000.00	20,682,841.83	29,903,861.15	22,751,126.01	7,152,735.14
04/04/2021	22,182,841.83	1,500,000.00	20,682,841.83	29,903,861.15	22,751,126.01	7,152,735.14
04/05/2021	22,074,018.67	1,500,000.00	20,574,018.67	29,898,723.40	22,631,420.54	7,267,302.86
04/06/2021	23,275,773.48	1,500,000.00	21,775,773.48	29,967,094.46	23,953,350.83	6,013,743.63
04/07/2021	23,170,948.24	1,500,000.00	21,670,948.24	29,074,474.73	23,838,043.06	5,236,431.67
04/08/2021	24,567,960.01	1,500,000.00	23,067,960.01	29,102,036.78	25,374,756.01	3,727,280.77
04/09/2021	24,430,603.58	1,500,000.00	22,930,603.58	29,102,119.28	25,223,663.94	3,878,455.34
04/10/2021	24,430,603.58	1,500,000.00	22,930,603.58	29,102,119.28	25,223,663.94	3,878,455.34
04/11/2021	24,430,603.58	1,500,000.00	22,930,603.58	29,102,119.28	25,223,663.94	3,878,455.34
04/12/2021	24,544,703.45	1,500,000.00	23,044,703.45	29,114,431.30	25,349,173.80	3,765,257.51
04/13/2021	25,293,510.85	1,500,000.00	23,793,510.85	29,196,029.98	26,172,861.94	3,023,168.05
04/14/2021	25,463,166.12	1,500,000.00	23,963,166.12	29,188,070.71	26,359,482.73	2,828,587.98
04/15/2021	25,103,373.92	1,500,000.00	23,603,373.92	29,266,766.94	25,963,711.31	3,303,055.63
04/16/2021	25,363,775.30	1,500,000.00	23,863,775.30	29,236,391.66	26,250,152.83	2,986,238.83
04/17/2021	25,363,775.30	1,500,000.00	23,863,775.30	29,236,391.66	26,250,152.83	2,986,238.83
04/18/2021	25,363,775.30	1,500,000.00	23,863,775.30	29,236,391.66	26,250,152.83	2,986,238.83
04/19/2021	25,540,465.81	1,500,000.00	24,040,465.81	29,213,981.48	26,444,512.39	2,769,469.09
04/20/2021	26,679,179.07	1,500,000.00	25,179,179.07	29,244,661.54	27,697,096.98	1,547,564.56
04/21/2021	26,947,615.19	1,500,000.00	25,447,615.19	29,262,603.47	27,992,376.71	1,270,226.76
04/22/2021	26,416,608.55	1,500,000.00	24,916,608.55	29,272,549.98	27,408,269.41	1,864,280.58
04/23/2021	25,000,793.36	1,500,000.00	23,500,793.36	29,239,747.50	25,850,872.70	3,388,874.80
04/24/2021	25,000,793.36	1,500,000.00	23,500,793.36	29,239,747.50	25,850,872.70	3,388,874.80
04/25/2021	25,000,793.36	1,500,000.00	23,500,793.36	29,239,747.50	25,850,872.70	3,388,874.80
04/26/2021	25,960,575.56	1,500,000.00	24,460,575.56	29,206,140.95	26,906,633.12	2,299,507.83
04/27/2021	25,744,965.70	1,500,000.00	24,244,965.70	29,166,206.68	26,669,462.27	2,496,744.41
04/28/2021	25,721,461.01	1,500,000.00	24,221,461.01	29,164,310.61	26,643,607.11	2,520,703.50
04/29/2021	25,725,841.36	1,500,000.00	24,225,841.36	29,190,574.31	26,648,425.50	2,542,148.81
04/30/2021	25,929,031.67	1,500,000.00	24,429,031.67	29,220,913.84	26,871,934.84	2,348,979.00

XNPBFMDTDR 000115 NNNNNNNNNNNN NNN NNN 001 002 000429 21875502.1

28



Public Funds Collateral Management Team
 333 Market St 4th Floor
 San Francisco, CA 94105-2100
 Phone: 1-877-479-6603
 publicfundscollateral@wellsfargo.com

WELLS FARGO BANK, N.A.
PUBLIC FUNDS COLLATERAL MANAGEMENT TEAM
COLLATERAL ANALYSIS

TOM GREEN COUNTY
 DIANNA SPIEKER
 112 W BEAUREGARD AVE
 COUNTY TREASURER
 SAN ANGELO, TX 76903-5835

DATE COMPLETED: May 06, 2021
CONTRA NUMBER: PL-0001971
COLLATERAL WHEREHELD: Bank of New York Mellon

COLLATERAL ANALYSIS AS OF: April 30, 2021
COLLATERAL ACCOUNT NUMBER: WUB512

CUSIP	Description	CPN	Maturity Date	Original Face	Current Par	Market Value	Collateral Value
3138M8J53	FN AP4783 3.000% 09/01/2042	3.00	9/1/2042	60,060,746.00	18,334,327.11	19,561,314.12	19,561,314.12
3140KFGH2	FN BP7399 2.000% 10/01/2050	2.00	10/1/2050	9,986,756.00	9,550,063.92	9,659,599.72	9,659,599.72
Total for Collateral Account Number: WUB512				\$70,047,502.00	\$27,884,391.03	\$29,220,913.84	\$29,220,913.84
Total for PL-0001971 :				\$70,047,502.00	\$27,884,391.03	\$29,220,913.84	\$29,220,913.84

KNPBFMTDR 000115 NNNNNNNNNNN NNN NNN 002 002 000431 21875502.1

29